

welcome to the backyard...



HARDSCAPES COLLECTION

11th Edition

WELCOME TO THE BACKYARD...

Welcome to Rochester Concrete Products	5
Getting Started/Planning Guide	6-7
KolorLast Pavers	8-9
Ideas Gallery	10-25
Warranty	99

PAVERS

American Brick Paver	45
Barrington Paver	37
Broadmour Pavers	35
Broadmour Plank Pavers	33
Cobble Stone Paver	47
Colonial Paver	53
Flagstone Paver	51
Holland/Holland-Eco Pavers	55
Lamont Paver	49
Mezzano Paver	43
Minnetonka Paver	39
Serano Paver	41

WALLS

Barn Plank Garden Wall	57
Classic 6 and 8 Walls	67
Classic 8 Chiseled Face Wall	68
Classic Colonial 6 and 8 Walls	65
Cottage Stone Wall	73
Contemporary Garden Wall	60
Lakeland	63
Riverland Walls	62
Recon Wall	69
Rosetta Walls	70-71
Sapphire Wall	72
Stonegate Wall	61
Travertine Garden Wall	56
Vintage 6 Wall	59

WET CAST

Antique Travertine Landscape Tiles	29
Barn Plank Landscape Tiles	24-25
Chiseled Steps	72
Coping	76
Slate Landscape Tiles	31

Please note: Our products are made from solid color concrete for lasting appearance and durability. Photographs contained herein are for representation only. Refer to actual product samples when making color selection. Product dimensions given are nominal. See the RCP Product Guide and Color Selector for pallet configurations, product specifications, patterns, detailed descriptions and warranties.

The information presented here has been prepared for the benefit of customers interested in Rochester Concrete Products, it was reviewed carefully prior to publication. Rochester Concrete Products assumes no liability for its accuracy or completeness. Final determination of the suitability of any information or material for the use contemplated, or for its manner of use, is the sole responsibility of the user. Not all products available in all areas.



OUTDOOR LIVING ACCESSORIES

NECESSARIES OUTDOOR LIVING KITS	85-93
- Colonial and Compact Fireplace Kit	87
- Contemporary Gas Fireplace Kit	86
- Dining/Pub Table, Compact Bar Kits	90
- Fire Rings and Fire Pit Kits	88
- Grand Fireplace Kit	86
- Grand Island Bar Series Kits	89
- Pillars and Seat Walls	91
- Victorian Fireplace Kit	87
- Waterfall Kits	91
- Wood-fired Outdoor Oven	90

NECESSARIES KITCHEN CABINET KITS	94-98
- Grill Kits	95
- Island and Refrigerator Kits	96
- Outdoor Oven, Woodbox Stand, Tool Kit	95
- Prep Center, Corner Kits	97
- Side Burner Kit	97
- Smoker, Trash Drawer Kits	97

Bullnose/Coping	79
Chiseled Caps and Tops	77
Chiseled Steps	74
Edgers	83
Grand Step	75
Mini Cap	73
Rosetta Steps	70
Stepping Stones	81
Universal Caps	65
Steps (Chiseled, Grand, Barn Plank, Travertine)	72-73
Wet Cast Fire Pit Kits	56-57



Pedestrian
Traffic Only



Vehicular
Traffic Safe



KolorLast
Protected



Eco-Friendly
Permeable



**YOU'RE GOING TO
LOVE IT OUT HERE!**

We are the preferred manufacturer and distributor of distinctive hardscape materials and supplies.

Since 1914, Rochester Concrete Products™ and its sister companies have been refining the art and science of interlocking concrete products. Rochester Concrete Products is recognized throughout North America for creating landscape products rich in texture, full of character and manufactured with the highest quality at an affordable price. For these reasons, Rochester Concrete Products is the professional's first choice.

There are many landscape materials in the marketplace to choose from, and only Rochester Concrete Products delivers the peace of mind you can trust.

Our products are rare because they combine beauty, durability and affordability. Rochester Concrete Products manufactures and distributes world leading brands: Necessories Outdoor Living Kits, Silver Creek Stoneworks, Rockwood Retaining Walls, Interlock Concrete Products, Rosetta Wall Systems, Keystone Retaining Wall Systems, Recon Retaining Walls and Alliance Gator polymeric sands, sealers and cleaners and many more landscape accessories and components.

Whether you're looking for an outdoor space complete with fireplace and dining table or a retaining wall to expand and support a backyard, this comprehensive catalog is a design gallery. There aren't enough pages to tell our entire story, so we invite you to visit www.rochesterpcp.com or scan the QR code to view more inspirational and award winning landscapes.





PLANNING GUIDE

The endless combinations of products available can make the selection process challenging. To simplify the task, follow these four design considerations when choosing materials for your backyard design.

1. Style – Style includes the shape, size and surface detail of a paver, slab, tile or wall. Choose a style that best suits the application and complements your surrounding architecture and expresses your personal flair.

2. Color – Whether you prefer a solid color, a blend or a combination of styles, shapes and colors, find one that complements or contrasts your roofing, siding or stonework. Also consider what furniture and decor, plantings and sealers will do to create the colors you'll always appreciate.

3. Pattern – Start by finding examples of landscapes and patterns you like, and share them with your landscape professional. An experienced pro can help you with your design process, budget, product selection, construction and maintenance.

4. Detail – Nothing completes a hardscape area like adding beautiful accents of inlays, caps/tops and borders. Use combinations of contrasting styles, color or patterning to create lasting flair for your outdoor living space.

Before planning your landscape project, check with your local zoning commission for building restrictions and required construction permits. Always call 811 before you dig.



Use this simple guide to help you and your landscape professional create an attractive and comfortable landscape you will enjoy everyday.

The real benefits of landscaping

Curb appeal – it's the best way to make a good first impression. Most homeowners agree, spending over \$45 billion on professional lawn and landscape services annually. Gardening has become America's #1 pastime, with over 80% of all households participating.

What does this mean to you?

A well designed landscape does more than bring increased value to your home, it brings energy savings as well. More importantly, quality landscaping brings you endless days of enjoyment.

So follow the number one trend in the country and bring the indoors out by adding a raised patio, fire pit or an outdoor kitchen. Regardless of what you do, the enjoyment of the outdoors will reduce your stress and add real value to your home.

Just follow these five simple planning steps:

- 1) Do your homework
- 2) Make a list
- 3) Make a budget
- 4) Sketch your design
- 5) Hire a qualified landscape contractor

1) Do your homework

Visit our website, Facebook or Instagram pages to see backyard patio plans, photos, ideas and MORE! The more ideas you have of hardscape materials, plants, accents and furniture – the better

2) Make a list

Make a list of things you like and dislike. If mowing the lawn or weeding a flower garden isn't for you, make note of it. Do you prefer rocks vs. mulch? Do you love flowers, but dread replanting every year? Highlight your interests below and share them with your landscape pro.

	Like	Dislike	Maybe
Modern	<input type="checkbox"/>	<input type="checkbox"/>	<input type="checkbox"/>
Natural	<input type="checkbox"/>	<input type="checkbox"/>	<input type="checkbox"/>
Relaxation / Quiet	<input type="checkbox"/>	<input type="checkbox"/>	<input type="checkbox"/>
Maintenance-free	<input type="checkbox"/>	<input type="checkbox"/>	<input type="checkbox"/>
Entertaining / Active	<input type="checkbox"/>	<input type="checkbox"/>	<input type="checkbox"/>
Matches Homes Architecture	<input type="checkbox"/>	<input type="checkbox"/>	<input type="checkbox"/>
Open and Spacious	<input type="checkbox"/>	<input type="checkbox"/>	<input type="checkbox"/>
Privacy and Shade	<input type="checkbox"/>	<input type="checkbox"/>	<input type="checkbox"/>
Eco-friendly / Energy Saving	<input type="checkbox"/>	<input type="checkbox"/>	<input type="checkbox"/>
Outdoor Kitchen	<input type="checkbox"/>	<input type="checkbox"/>	<input type="checkbox"/>
Outdoor Living Room	<input type="checkbox"/>	<input type="checkbox"/>	<input type="checkbox"/>
Accent Lighting	<input type="checkbox"/>	<input type="checkbox"/>	<input type="checkbox"/>
Fire Pit	<input type="checkbox"/>	<input type="checkbox"/>	<input type="checkbox"/>
Fireplace	<input type="checkbox"/>	<input type="checkbox"/>	<input type="checkbox"/>
Flower Garden	<input type="checkbox"/>	<input type="checkbox"/>	<input type="checkbox"/>
Water Feature / Pond	<input type="checkbox"/>	<input type="checkbox"/>	<input type="checkbox"/>
Paver Patio	<input type="checkbox"/>	<input type="checkbox"/>	<input type="checkbox"/>
Walkways	<input type="checkbox"/>	<input type="checkbox"/>	<input type="checkbox"/>
Sound System	<input type="checkbox"/>	<input type="checkbox"/>	<input type="checkbox"/>

3) Make a budget

When budgeting, plan to invest about 7-10% of your home's value. A more elaborate backyard sanctuary may require 15 to 20%. Much of what you will spend depends on how long you plan to stay in your home. If you plan to stay for more than ten years, 15 to 20% will give you the enjoyment you desire for years to come.

$$\text{Homes Value } \$ \text{ _____ } \times \text{ _____ } \% \\ = \text{ _____ } \text{ (Your landscaping budget)}$$

4) Sketch your design

Take out a pencil and paper and start at the beginning. Sketching will help you discover your likes and dislikes and make your landscaping process much easier.

5) Hire a qualified landscape contractor

If you're not quite the weekend warrior to tackle your own landscape construction, start talking to the professionals. Landscape pros are invaluable assets for their design expertise, product knowledge and construction methods.

When it's time to choose products, be sure you ask your landscaping professional

There are countless pavers, slabs and landscape tiles to choose from, the same goes for retaining wall blocks. Knowing what products are best suited for a particular landscape application is crucial. For example, pavers designed for heavy vehicle traffic are not good choices for small patios or walkways. And with retaining walls, a heavy-duty wall system probably isn't the right product for use as a small garden wall.



There's no better way to select material than to see and touch the real thing

Visit a Rochester Concrete Products distributor/dealer to touch and see actual samples in the colors you like. If you can't visit a dealer showroom where outdoor living products are displayed, ask your landscape contractor to get samples gathered for your consideration. Always refer to actual product samples when making color selection.





**NATURE CAN
BE ONE TOUGH
MOTHER TO YOUR
NEW PAVERS.**

PROTECT THEM!



KolorLast helps protect pavers from the destructive effects of wear, sun, salt, lawn chemicals and the march of time.



Unprotected pavers will allow UV, dirt and chemicals to penetrate the surface, causing color to fade and the surface to breakdown.

Our pavers have to live up to the damaging effects of time, Mother Nature and decades of use and abuse.

KolorLast is serious protection

Concrete treated with KolorLast is highly resistant to the harmful effects of salt, chemical and acid rain exposure. Another KolorLast benefit is it's much easier to remove liquid/food spills and rust marks—minimizing or preventing stains altogether.

What is KolorLast?

The KolorLast manufacturing process is a simple chemical reaction between two compounds. First, a special mixture of cement, aggregates, water and a proprietary chemical additive are mixed into dry-mix concrete that is pressed into molds with extreme heat and pressure. Second, as pavers are demolded, a proprietary water-based solution is sprayed on the surface where a chemical/molecular reaction creates the KolorLast protective layer. This new protective compound penetrates into the surface of the paver three to five millimeters deep. It can only be removed with heavy abrasion/wear.

Watch the acid test video

34% hydrochloric acid is poured on an untreated paver, and two KolorLast treated pavers—one six months old, the other four years old. After 30 seconds, the acid had little effect on the KolorLast treated pavers, while the untreated sample is visibly damaged.



www.rochesterpc.com/KolorLast

KolorLast protected pavers are available only at Rochester Concrete Products.



**Years later,
it's easy to tell
unprotected pavers
from KolorLast
pavers!**

KolorLast Protected pavers are:

- Fade Resistant
- Stain Resistant
- Acid Rain Resistant
- Salt Resistant
- Easier to Clean





Broadmour Pavers

POOL DECKING

Whether you prefer a modern or traditional look for your pool decking, these large slabs and pavers are designed to make a lasting impression and reflect the personality of your home and outdoor spaces.



Mezzano Paver



Complete warranty at: www.rochesterpcp.com



Serano Paver



Colonial Paver



Minnetonka Paver



Slate Tiles

POOL DECKING



Slate Tiles



Barn Plank and Antique Travertine Tiles



DRIVEWAYS AND ENTRANCES

Vehicular applications require pavers that can stand up to extreme use and abuse. With endless designability, these smooth, embossed and tumbled pavers can flex your creative muscle, make an incredible first impression and add value to your home.



Lamont Paver



Flagstone Paver



Holland Eco-Paver






Cobble Stone Paver



Cobble Stone Paver



Serano and Colonial Pavers

DRIVEWAYS AND ENTRANCES



Lamont Paver



Lamont Paver

PATIOS AND WALKWAYS

Lamont Paver

Unlike poured/stamped concrete, segmental pavers are designed to withstand the stresses of freeze thaw that would otherwise damage/destroy other forms of paving and they can easily be replaced and reclaimed.






Slate Tiles



Slate Tiles



Antique Travertine Tiles



Antique Travertine Tiles



Broadmour Plank Paver

PATIOS AND WALKWAYS



Outdoor Living Kits

Slate Tiles



Lamont Paver



Barn Plank Tiles

A photograph of a contemporary retaining wall made of grey stone blocks. The wall features three square pillars and is topped with a dark grey cap. In front of the wall are three flower beds with colorful flowers. The ground is paved with large, light-colored stone tiles.

Contemporary Wall

A photograph of a retaining wall made of grey stone blocks. The wall is topped with a dark grey cap. In front of the wall is a paved patio area with a red Adirondack chair and a large black planter with green plants. A house with grey siding is visible in the background.

RETAINING AND FREESTANDING WALLS

Classic 6

Barrington Paver

Segmental retaining walls can reclaim serious slopes to create foundations for structures, patios and parking. Freestanding wall blocks create seat walls, privacy walls, outdoor living structures, kitchens and more.





Classic 6 Wall

Chiseled Steps

Slate Tiles



Recon Wall



Minnetonka Paver

Chisled Cap

Vintage 6 Wall

RETAINING AND FREESTANDING WALLS



Barn Plank Garden Wall



Travertine Garden Wall




Chisled Cap

Riverland Wall



Barn Plank Garden Wall/Fire Pit



Classic Colonial 6 Wall



Silver Creek
STONWORKS

BARN PLANK LANDSCAPE TILES

Hand-painted to recreate the look of weathered pine, each piece is so unique – no two look the same.



BARN PLANK LANDSCAPE TILES





Barn Plank tiles are manufactured with a surface applied protectant to help resist the harmful effects of time, Mother Nature, acid rain and stains.




Mahogany with protectant brown/black



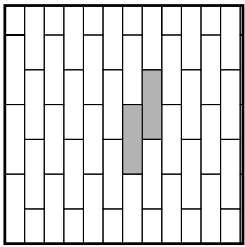
Weathered Gray with protectant gray/black



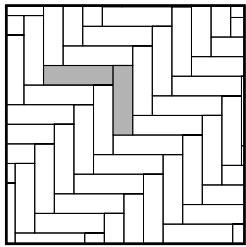
Pattern 1
S = 20.9%
M = 31.6%
L = 47.4%



Pattern 2
S = 20.9%
M = 31.6%
L = 47.4%



Pattern 3
L = 100%



Pattern 4
L = 100%

- Deep s plits, detailed grain top & sides
- F or patios, paths, pool decks, caps and overlays
- W ill never rot or warp
- Mat ching Step, Garden Wall and Fire Pit Kit

- Palletized separately:
- 15.5" W x 9.75" D x 2" H (S)
 - 23.375" W x 9.75" D x 2" H (M)
 - 35" W x 9.75" D x 2" H (L)



ANTIQUE TRAVERTINE LANDSCAPE TILES

Cast from masters quarried in Tivoli, Italy – the renowned original is found on famous landmarks such as the Roman Colosseum, St. Peter's Basilica, the Getty Center and Lincoln Center.



ANTIQUE TRAVERTINE LANDSCAPE TILES



Ivory

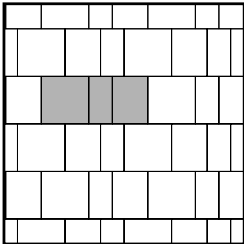
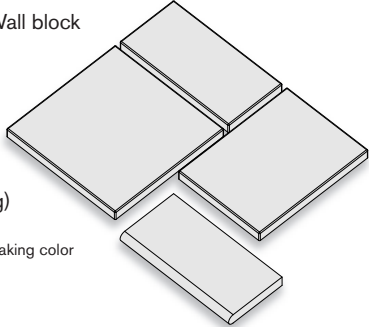


Natural

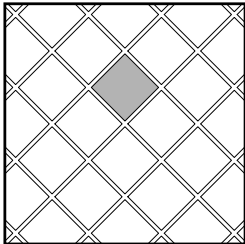
- Three sizes w/eighteen unique faces
- Natural travertine top and sides, honed surface, soft radius edges
- No spacers, easily gapped
- For patios, paths, pool decks, caps and overlays
- Matching Step and Garden Wall block
- Matching Fire Pit Kit

- Palletized separately:
- 12" W x 24" D x 2" H
 - 18" W x 24" D x 2" H
 - 24" W x 24" D x 2" H
 - 12" W x 24" D x 2" H (coping)

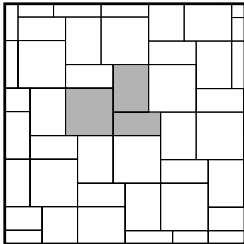
Refer to actual product samples when making color selection.



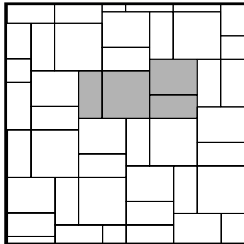
Pattern 1
 24 x 12" = 22.26%
 24 x 18" = 33.33%
 24 x 24" = 44.4%



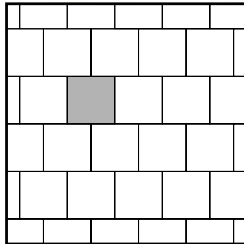
Pattern 2
 24 x 24" = 100%



Pattern 3
 24 x 12" = 22.26%
 24 x 18" = 33.33%
 24 x 24" = 44.4%

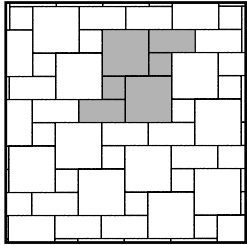
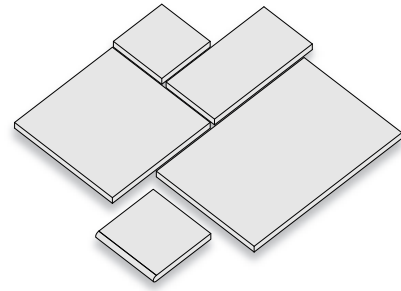


Pattern 4
 24 x 12" = 36.2%
 24 x 18" = 27.3%
 24 x 24" = 36.5%

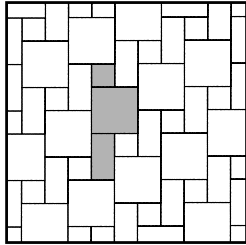


Pattern 5
 24 x 24" = 100%

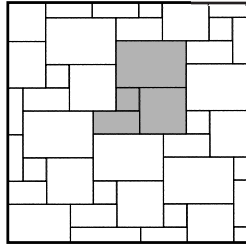
Slate's rich texture comes from actual stone quarried in the Northeastern U.S.A., where stone craftsmanship dates back to the early 1700's.



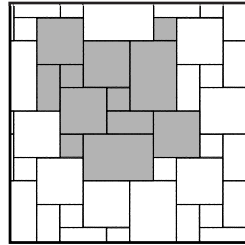
Pattern 1
 12 x 12" = 14%
 24 x 12" = 29%
 24 x 24" = 57%



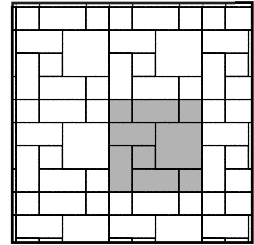
Pattern 2
 12 x 12" = 14%
 24 x 12" = 29%
 24 x 24" = 57%



Pattern 3
 12 x 12" = 7.69%
 24 x 12" = 15.39%
 24 x 24" = 30.77%
 24 x 36" = 46.15%



Pattern 4
 12 x 12" = 11.1%
 24 x 12" = 11.1%
 24 x 24" = 44.4%
 24 x 36" = 33.3%



Pattern 5
 12 x 12" = 25%
 24 x 12" = 50%
 24 x 24" = 25%



SLATE LANDSCAPE TILES



SLATE LANDSCAPE TILES



Bluestone
charcoal/light charcoal



Cream
white/sandstone



Fond du Lac
gray/charcoal/sandstone

- Det ailed slate top, chiseled sides
- No spacers, easily gapped
- Lays quickly, patterned or random
- F or paths, patios, pools, caps and overlays
- U nique 24" x 36" XL slab
- Mat ching coping

Palletized separately:

- 12" W x 12" D x 1.5" H
- 12" W x 24" D x 1.5" H
- 24" W x 24" D x 1.5" H
- 24" W x 36" D x 1.5" H (XL)
- 14" W x 14" D x 1.5" H (coping)

Refer to actual product samples when making color selection.



Silver Creek
STONWORKS



BROADMOUR PLANK PAVER

Broadmour Plank's shape makes it a high flow rate, eco-friendly permeable paver.



BROADMOUR PLANK PAVER



Beechwood
brown/charcoal/buff



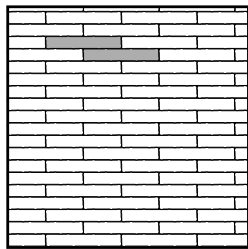
Cascade
gray/charcoal



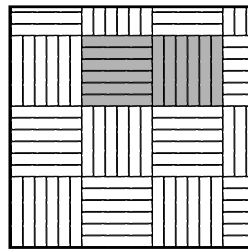
Natural
gray




Onyx



Running Bond



Parquet

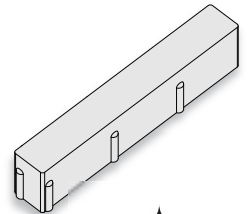


Herringbone

- Smooth top, squared face
- Small auto-spacer
- For patios, paths and pool decks
- High flow rate eco/permeable

One size:
- 18" W x 3" D x 4" H

Refer to actual product samples when making color selection.





BROADMOUR PAVER

Broadmour 6cm is our largest format paver system; ideal for patios, pool decks and pedestrian traffic.



BROADMOUR PAVERS



- Smooth top, squared face
- Chamfered edge
- Small auto-spacer
- For patios, paths, pool decks and drives

Broadmour 6cm (separate pallets)

- 6" W x 12" D x 2.375" H
- 12" W x 12" D x 2.375" H
- 12" W x 24" D x 2.375" H
- 24" W x 24" D x 2.375" H

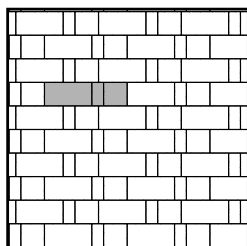
Refer to actual product samples when making color selection. Plank and larger sizes not suitable for vehicular applications.



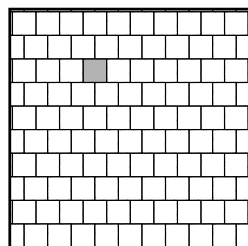
Cascade
gray/charcoal

Natural
gray

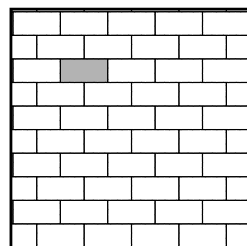
Onyx



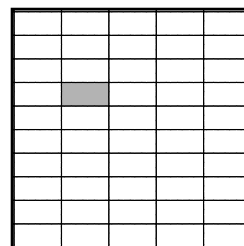
Pattern 1
Small = 14.3%
Medium = 28.57%
Large = 57.14%



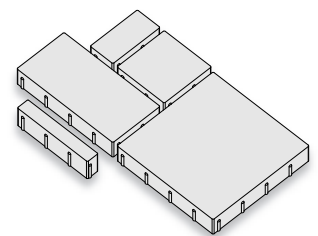
Pattern 2
Medium = 100%



Pattern 3
Large = 100%



Pattern 4
Large = 100%





BARRINGTON PAVER



BARRINGTON PAVER



Antique Brown
brown/charcoal/desert buff



Beechwood
brown/charcoal/buff



Bluestone
gray/brown/charcoal



Cascade
gray/black



Santa Fe
gray/sandstone/brown



Brown*



Buff*



Onyx*

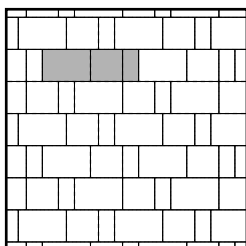
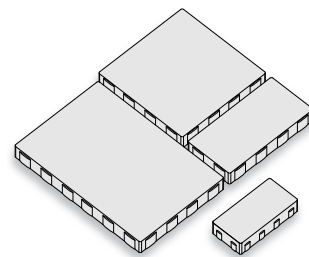
- S smooth top, squared face
- Chamfered/irregular edge
- Small auto-spacer
- F for patios, paths and pool decks

Refer to actual product samples when making color selection.

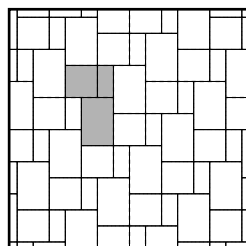
Three-piece, one-pallet system:

- 8" W x 16" D x 2.375" H (S)
- 16" W x 16" D x 2.375" H (M)
- 24" W x 16" D x 2.375" H (L)

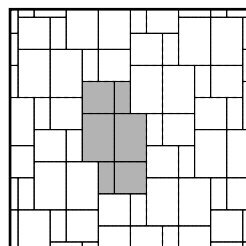
* Solid colors all on separate pallets:
- 6" W x 12" D x 2.375" H



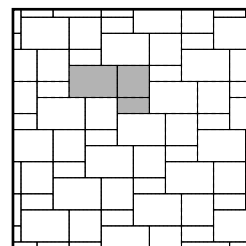
Pattern 1
S = 16.6%
M = 33.33%
L = 50.7%



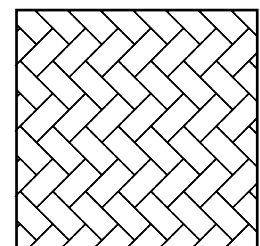
Pattern 2
S = 16.6%
M = 33.33%
L = 50.7%



Pattern 3
S = 16.6%
M = 33.33%
L = 50.7%



Pattern 4
S = 16.6%
M = 33.33%
L = 50.7%



Herringbone
6 x 12 = 100%



MINNETONKA PAVER



MINNETONKA PAVER



Antique Brown
brown/charcoal/desert buff



Beechwood
brown/charcoal/buff



Bluestone
gray/brown/charcoal



Cascade
gray/black



Santa Fe
gray/sandstone/brown



Brown*



Buff*




Onyx*

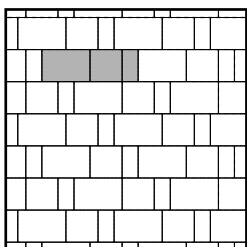
- S late texture top, squared face
- Chamfer ed/irregular edge
- S mall auto-spacer
- F or patios, paths and pool decks

Three-piece, one-pallet system:
 - 8" W x 16" D x 2.375" H (S)
 - 16" W x 16" D x 2.375" H (M)
 - 24" W x 16" D x 2.375" H (L)

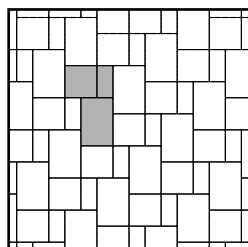
* Solid colors all on separate pallets:
 - 6" W x 12" D x 2.375" H



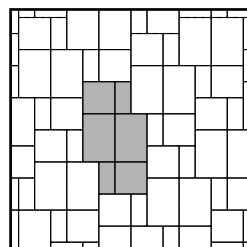
Refer to actual product samples when making color selection.



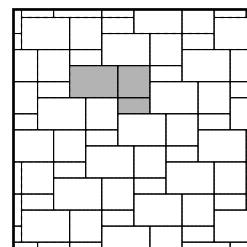
Pattern 1
S = 16.6%
M = 33.33%
L = 50.7%



Pattern 2
S = 16.6%
M = 33.33%
L = 50.7%



Pattern 3
S = 16.6%
M = 33.33%
L = 50.7%



Pattern 4
S = 16.6%
M = 33.33%
L = 50.7%

SERANO PAVER

Serano's 6 x 12 colors create very appealing insets, borders and edge details.



SERANO PAVER



Antique Brown
brown/charcoal/desert buff



Beechwood
brown/charcoal/buff



Bluestone
gray/brown/charcoal



Cascade
gray/black



Santa Fe
gray/sandstone/brown



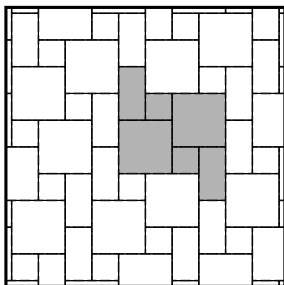
Brown*



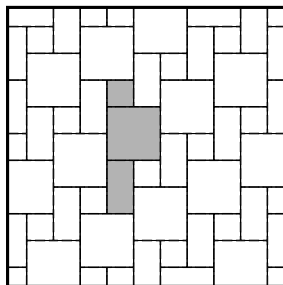
Buff*



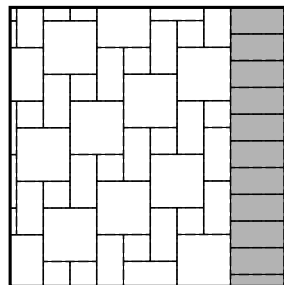
Onyx*



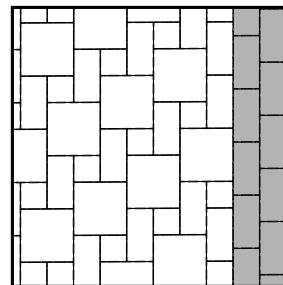
Pattern 1
S = 14%
M = 29%
L = 57%



Pattern 2
S = 14%
M = 29%
L = 57%



Pattern 2
Soldier Course Border



Pattern 2
Double Sailor Border

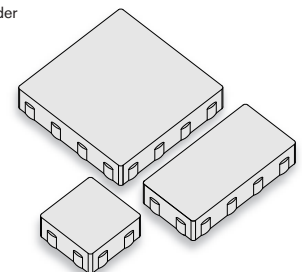
- Smooth top, contemporary style
- Chamfered, irregular edge
- Autospacers, wider joint
- Lays quickly, patterned or random
- Suitable for vehicular applications

Three-piece, one-pallet system:

- 6" W x 6" D x 2.375" H (S)
- 6" W x 12" D x 2.375" H (M)
- 12" W x 12" D x 2.375" H (L)

* Solid colors all on separate pallets
- 6" W x 12" D x 2.375" H

Refer to actual product samples when making color selection.



MEZZANO PAVER





Antique Brown
brown/charcoal/desert buff



Beechwood
brown/charcoal/buff



Bluestone
gray/brown/charcoal



Cascade
gray/black



Santa Fe
gray/sandstone/brown



Brown*



Buff*



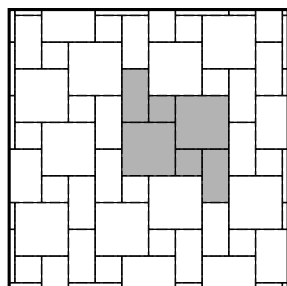

Onyx*

- T extured slate top
- Chamfer ed, irregular edge
- Aut o spacers, wider joint
- Lays quickly, patterned or random
- S uitable for vehicular applications

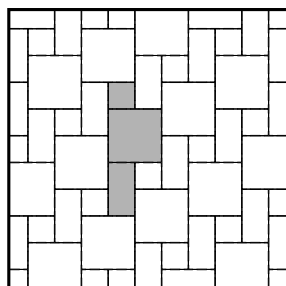
Three-piece, one-pallet system:

- 6" W x 6" D x 2.375" H (S)
- 6" W x 12" D x 2.375" H (M)
- 12" W x 12" D x 2.375" H (L)

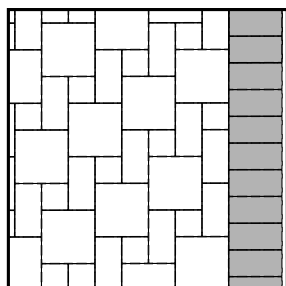
* Solid colors all on separate pallets
- 6" W x 12" D x 2.375" H



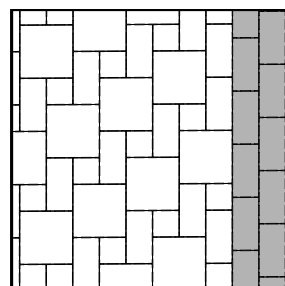
Pattern 1
S = 14%
M = 29%
L = 57%



Pattern 2
S = 14%
M = 29%
L = 57%



Pattern 2
Solder Course Border



Pattern 2
Double Sailor Border



Buff



Brown



AMERICAN BRICK PAVER



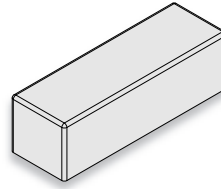
AMERICAN BRICK



Onyx



Tuscan Red



- Subtle textured surface, radius edges and corners
- No auto spacer, tight joints
- Ideal for accents, banding, borders and edging

One size, multiple unique faces:
- 2.5" W x 8" D x 2.375" H



COBBLE STONE PAVER

Cobble Stone's wide joint makes it a high flow rate, eco-friendly permeable paver.



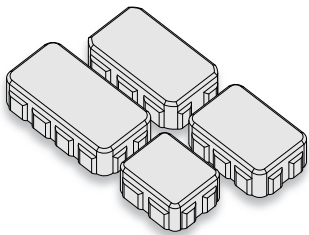
COBBLE STONE



Moonlight Gray
charcoal/natural

Beechwood
brown/charcoal/buff

Onyx



- T exture top, irregular edge
- F or patios, paths and drives
- H igh flow rate, eco/permeable

Four-piece, one-pallet system:
 - 7.125" W x 5.875" D x 3.125" H
 - 8.875" W x 5.875" D x 3.125" H
 - 10.375" W x 5.875" D x 3.125" H
 - 11.875" W x 5.875" D x 3.125" H

Colors shown with wet-look sealer. Refer to actual product samples when making color selection.





LAMONT PAVER

These tumbled pavers create the look of reclaimed, centuries-old handcrafted stone.





Antique Brown
brown/charcoal/desert buff



Beechwood
brown/charcoal/buff



Santa Fe
gray/sandstone/brown



Sierra Gray
charcoal/desert buff



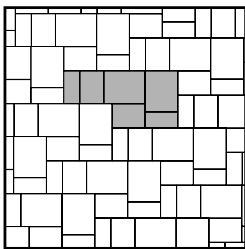
Brown*



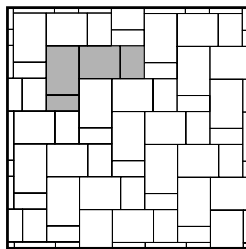
Desert Buff*



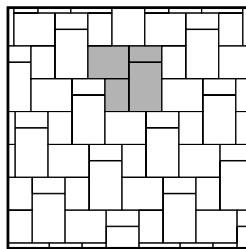
Onyx*



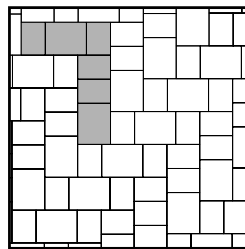
Pattern 1
4 x 8" = 20%
6 x 8" = 30%
10 x 8" = 50%



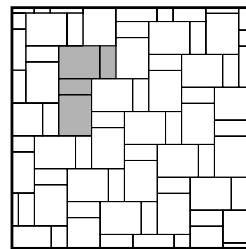
Pattern 2
4 x 8" = 12%
6 x 8" = 19%
10 x 8" = 31%
12 x 8" = 38%



Pattern 3
4 x 8" = 12%
6 x 8" = 19%
10 x 8" = 31%
12 x 8" = 38%



Pattern 4
6 x 8" = 45%
10 x 8" = 55%

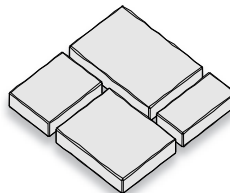


Pattern 5
4 x 8" = 29%
10 x 8" = 71%

- Tumbled/aged appearance
- No spacers; strong joint
- F or patios, paths and drives
- Mat ching circle kit

Colors shown with wet-look sealer. Refer to actual product samples when making color selection.

- Four sizes on separate pallets:
- 4" W x 8" D x 2.375" H*
 - 6" W x 8" D x 2.375" H*
 - 10" W x 8" D x 2.375" H
 - 12" W x 8" D x 2.375" H





FLAGSTONE PAVER

Its vivid colors, wide joints and embossed surfaces create the look of expensive multi-piece flagstones – but it's only one shape.



FLAGSTONE PAVER



Antique Brown
brown/charcoal/desert buff



Santa Fe
gray/sandstone/brown




Sierra Gray
charcoal/desert buff

- Nar row spacer/wide false joint
- T extured top, beveled edge
- S mall auto-spacer
- F or patios, paths and pool decks

One shape, six unique slate faces:
- 2.375" H, 1.58 sq. ft. ea.

Colors shown with wet-look sealer. Refer to actual product samples when making color selection.



COLONIAL PAVER



COLONIAL PAVER



Antique Copper
red/charcoal/buff



Beechwood
brown/charcoal/buff



Moonlight Gray
charcoal/natural



Brown*



Buff*



Onyx*



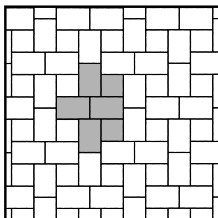
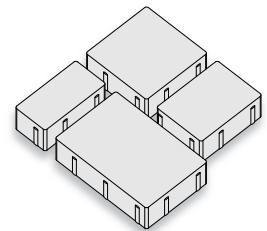
Circle Kit

- S mooth/dimpled top, smoother edge
- S mall auto-spacer
- F or patios, paths, pool decks and drives
- Mat ching circle kit

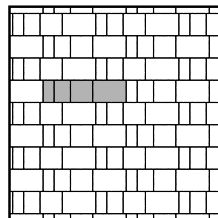
Colors shown with wet-look sealer. Refer to actual product samples when making color selection.

- 6.3" W x 3.15" D x 2.375" H (Half square)
- 6.3" W x 6.3" D x 2.375" H (Square)
- 6.3" W x 4.65" D x 2.375" H (3/4 square)*
- 6.3" W x 9.45" D x 2.375" H (Rectangle)*

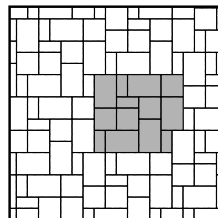
* All sizes and solid colors on separate pallets



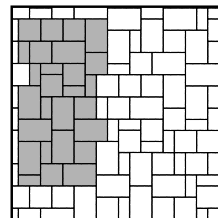
Pattern 1
Square = 25%
Rectangle = 75%



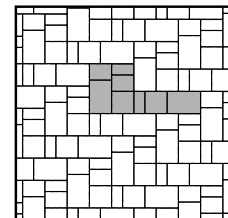
Pattern 2
Half square = 13.37%
3/4 square = 19.75%
Square = 26.75%
Rectangle = 40.13%



Pattern 3
Half square = 14.81%
Square = 29.63%
Rectangle = 55.56%



Pattern 4
Half square = 14.55%
Square = 36.36%
Rectangle = 49.09%



Pattern 5
Half square = 13.37%
3/4 square = 19.75%
Square = 26.75%
Rectangle = 40.13%



Holland-eco is a high flow rate permeable paver.



HOLLAND PAVERS

With limitless design options, hollands create the desirable look of clay pavers without the high cost.



HOLLAND & HOLLAND-ECO PAVERS



Antique Copper
red/charcoal/buff



Beechwood*
brown/charcoal/buff



Moonlight Gray
charcoal/natural



Rosewood
red/charcoal



Brown



Buff



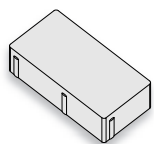
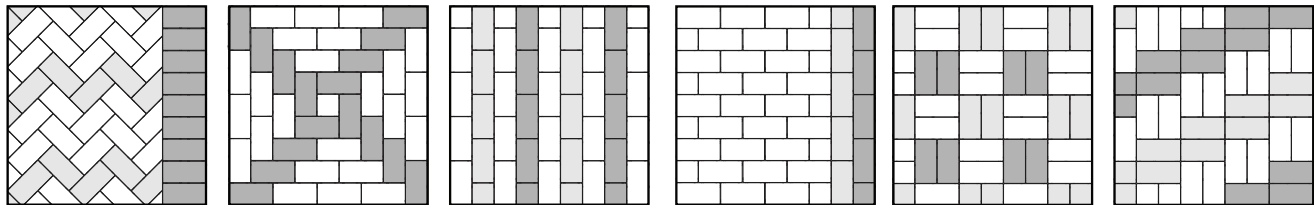
Onyx with KolorLast



Holland Eco Carmel



Holland Eco Beechwood

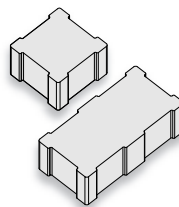


Holland (6cm)

- Larger than typical Hollands
- Smooth top, beveled edge
- Small auto-spacer
- For patios, paths, pool decks and drives

One size in seven colors shown:
- 8.5" W x 4.25" D x 2.375" H

Colors shown with wet-look sealer. Refer to actual product samples when making color selection.



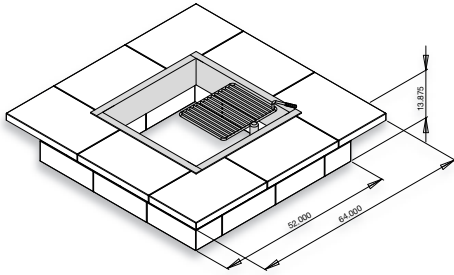
Holland-Eco (8cm)

- Wide auto-spacer; high flow rate eco/permeable
- Ideal for vehicular applications
- Machine layable (available without squares)
- Eco-friendly high flow rate permeable

Two sizes (configurable layers):
- 4.875" W x 4.875" D x 3.125" H
- 9.75" W x 4.875" D x 3.125" H



TRAVERTINE GARDEN WALL



Travertine Fire Pit Kit


- Two block courses plus cap
- Four-piece heavy gauge steel insert protects block
- Optional, removable swivel cooking grate

Travertine Step

- 48" W x 18" D x 5.75" H



TRAVERTINE GARDEN WALL

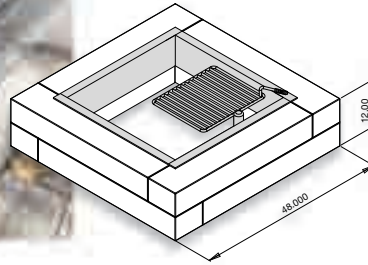
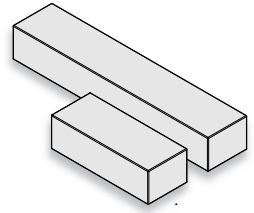


- 18/16.5" W x 9" D x 6" H



BARN PLANK GARDEN WALL

Barn Plank Wall
 - 40" W x 8" D x 6" H
 - 20" W x 8" D x 6" H



Barn Plank Fire Pit Kit

- Four-piece heavy gauge steel insert protects block
- Optional, removable swivel cooking grate



BARN PLANK GARDEN WALL

Barn Plank Step
 - 48" W x 18" D x 5.75" H



Silver Creek
 STONEWORKS



Mahogany



Weathered Gray

VINTAGE WALL

Builds straight or radius, freestanding seat walls, retaining walls, pillars and outdoor living features.

VINTAGE 6 WALL



Cascade
gray/charcoal



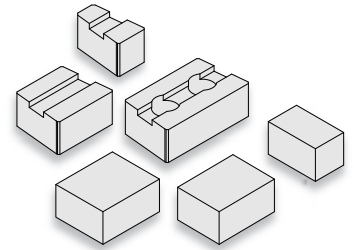
Bluestone
gray/brown/charcoal



Beechwood
brown/charcoal/buff



Santa Fe
gray/sandstone/brown



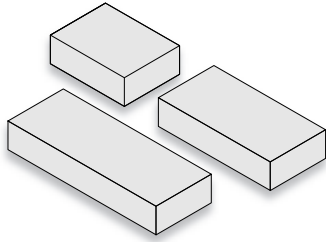
- Tumbled, aged appearance
- Vertical, freestanding or retaining walls
- Builds straight or 8' radius without cutting
- Cap with 4" Universal, 3" Universal, 13" Tumbled, Riverland or Chiseled cap
- Three-piece system on one pallet

- 6" W x 10" D x 6" H (small)
- 12" W x 10" D x 6" H (medium)
- 18" W x 10" D x 6" H (large)
- 12" W x 9" D x 6" H (pillar/corner block)
- 6" W x 10" D x 6" H (small end block)
- 12" W x 10" D x 6" H (large end block)

Refer to actual product samples when making color selection.



CONTEMPORARY GARDEN WALL



Three-piece, one pallet system
 builds vertical, freestanding
 garden/retaining walls, planters,
 seat walls and outdoor living
 features.

- 12 x 9 x 4" H
- 18 x 9 x 4" H
- 24 x 9 x 4" H



Cascade w/Onyx
 gray/charcoal



Beechwood w/Onyx
 brown/charcoal/buff



Corner/Pillar Block Pallet makes a 21" x 21 x 36" H pillar



CONTEMPORARY WALL

STONEGATE RETAINING WALL



Beechwood
brown/charcoal/buff



Bluestone
gray/brown/charcoal



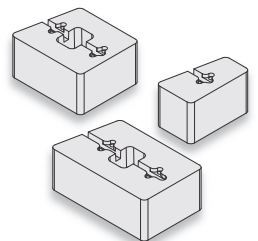
Santa Fe
gray/sandstone/brown



- Tumbled, aged appearance
- Strong and versatile drystack/pin connection method
- Vertical or adjustable setback
- Cap with Lakeland or Chiseled Cap

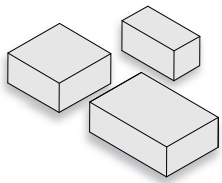
Three-piece, one pallet system:
 - 6" W x 10" D x 6" H
 - 12" W x 10" D x 6" H
 - 16" W x 10" D x 6" H

Refer to actual product samples when making color selection.



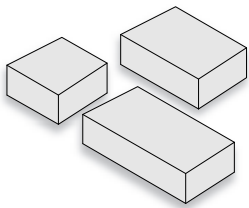
Stonegate requires two shouldered pins per unit.

- Extremely versatile systems build vertical, freestanding retaining walls and outdoor living features
- Cap with 3" or Chiseled Cap



- Lakeland** (square units):
- Builds straight walls and 90° corners
 - Available tumbled
 - Available smooth (large only)

- 4" W x 8" D x 4" H (small)
- 8" W x 8" D x 4" H (medium)
- 12" W x 8" D x 4" H (large)



- Riverland** (angled units):
- Builds 8' radius walls without cutting
 - Available tumbled only

- 8" W x 8" D x 4" H (small)
- 12" W x 8" D x 4" H (medium)
- 16" W x 8" D x 4" H (large)



RIVERLAND WALL

LAKELAND AND RIVERLAND RETAINING WALLS



Beechwood
brown/charcoal/buff



Bluestone
gray/brown/charcoal



Cascade
gray/charcoal



Onyx (avail. non-tumbled large)



Santa Fe
gray/sandstone/brown

ROCKWOOD®
RETAINING WALLS
A better way.™



LAKELAND WALL



ROCKWOOD®
RETAINING WALLS
A better way.™

CLASSIC COLONIAL 6 AND 8 RETAINING WALLS



Bluestone
gray/brown/charcoal



Sandstone/Brown



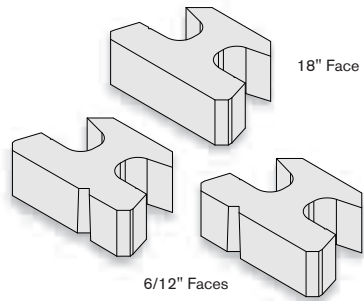
Santa Fe
gray/sandstone/brown

- Multi-unit appearance, rustic face
- Efficient to build
- Strong and versatile
- Matching base, corner and half blocks
- Cap with 4" Universal, 3" Universal or Chiseled Cap
- 18" and 6/12" faces on separate pallets

Refer to actual product samples when making color selection.

- Classic Colonial 6**
- 18" W x 12" D x 6" H
 - 0.75" setback

- Classic Colonial 8**
- 18" W x 12" D x 8" H
 - 1.0" setback
 - Special order



CLASSIC COLONIAL WALLS

- 4" Universal Cap Block**
- Split-face front/back, trapezoid design
 - Seven color choices
 - 18" W x 10.5" D x 4" H

ROCKWOOD®
RETAINING WALLS
A better way.™



Rockwood's Classic install guide: www.rochesterpc.com/install



CLASSIC 6 & 8 WALLS

CLASSIC 6 AND 8 RETAINING WALLS



Brown



Bluestone
gray/brown/charcoal



Charcoal



Gray



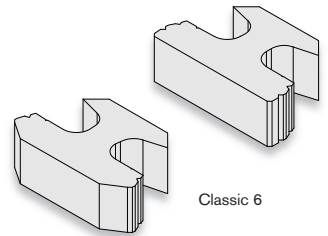
Sandstone/Brown



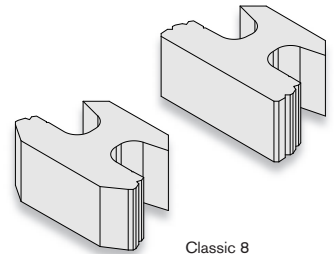
Sandstone



Santa Fe
gray/sandstone/brown



Classic 6



Classic 8

- Straight or beveled face options
- Efficient to build, one-unit system
- Strong and versatile
- Matching base, corner and half blocks
- Cap with 4" Universal, 3" Universal or Chiseled Cap

Classic 6

- 18" W x 12" D x 6" H
- 0.75" setback
- Not available in Brown

Classic 8

- 18" W x 12" D x 8" H
- 1.0" setback
- Not available in Bluestone, Charcoal or Santa Fe

Refer to actual product samples when making color selection.



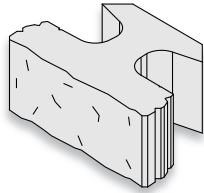
CLASSIC 8 CHISELED FACE WALL



Bluestone
gray/brown/charcoal



Santa Fe
gray/sandstone/brown



- The look of handcrafted stone
- Efficient to build, one-unit system
- Strong and versatile
- Matching base and corner blocks
- Cap with 3" or 4" Universal or Chiseled Cap

One size, 0.5" setback:
- 18" W x 12" D x 8" H

Refer to actual product samples when making color selection.

ROCKWOOD®
RETAINING WALLS
A better way™

CLASSIC 8 CHISELED FACE WALL





RECON RETAINING WALL



ReConW aIIS system:

- S tong, wet cast blocks 1,457 to 4,088 lbs.
- 24" t o 84" D x 48" W x 16" H
- R egular corner and cap blocks
- H alf block (24" or 39" deep)
- F ull fence or full high end/cap blocks
- Gr ay color (stain applied after construction)



Wethered Edge



Le Sueur County Limestone





Irregular Steps

- Six unique shapes in 5.5" or 7" rise
- 42" to 60" widths x 17" x 28" depths



KODAH WALL



- S tong, wet cast blocks for serious performance and curb appeal
- 15" s etback
- Lift ing device required

Fourteen unique shapes, multiple pallets:

- 6", 12", 18" and 24" heights x 24" to 72" widths
- 30" x 48" x 12" H corner block

OUTCROPPING WALL

ROSETTA RETAINING WALLS



Copper Canyon



Fond du Lac



Pacific Gray



BELVEDERE WALL

3" Universal Cap

- Two-sided split-face, beveled edge
- Six color options, 70
- 12" W x 12" D x 3" H

Kodah Wall

- Two-sided wet cast blocks create unique garden and freestanding vertical walls
- Strong and versatile retaining wall system

Four sizes on one pallet:

- 12, 21, 30 and 42" lengths x 10.5" D x 6" H

Corner/end block:

- 21" W x 10.5" D x 6" H

Belvedere Wall

- Strong and versatile retaining wall system with the look of weathered stone
- Two-sided units create vertical pillars, freestanding walls and outdoor features

Six unique shapes, one pallet system:

- 8" x 9", 12" x 9" and 18" x 9" units in 3 and 6" heights

Matching corner/end, pillar cap and kits:

- 15" W x 9" D x (3" and 6" H) (corner/end)
- 27" W x 27" D x 2.5" H (pillar cap)
- 24" W x 24" D x 36" H (pillar kit)
- 58" x 14.5" (fire ring kit)

Refer to actual product samples when making color selection.

SAPPHIRE RETAINING WALL



Sapphire's radius bottom eliminates the need for cleaning courses, saving time and hassle.

- Straight face, smooth top
- Partial cores equal less weight
- Efficient to build, rear-lip system
- Cap with 4" Universal, 3", 13" or Chiseled Cap

Rear lip system, 1" setback:
- 17.25" W x 12" D x 6"



Beechwood brown/charcoal/buff



Gray



Cascade gray/charcoal



Santa Fe gray/sandstone/brown

ROCKWOOD[®]
RETAINING WALLS
A better way™

- 4" Universal Cap**
- Two-sided split face
 - 18" W x 4" D x 4" H

SAPPHIRE WALL



COTTAGE STONE RETAINING WALL



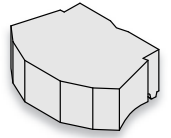
Brown



Charcoal

- Beveled face creates pleasing garden and low retaining walls, tree rings and planters
- Curved bottom aids fast install
- Cap with mini-cap

Rear lip system, 0.5" setback:
- 12" W x 8.5" D x 4" H



Gray



Sandstone



Sandstone/Brown



COTTAGE STONE WALL

Mini-Cap

- Two-sided split face, beveled edge
- Five color choices
- 8" W x 9" D x 3" H

CHISELED STEPS

Indiana Limestone
Shown in 3-sided

Bluestone
Shown in 3-sided

Buff
Shown in 3-sided

Available in smooth-top with chiseled face or, rough-top with chiseled face and sides.



CHISELED STEPS

- The look of handcrafted limestone in two styles;
 - Chiseled one side, smooth top
 - Chiseled three sides, rough top
- 48" W x 18" D x 5.75" H



Silver Creek
STONEWORKS

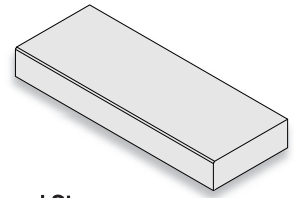
GRAND STEP



Buff



Natural



Grand Step

- Reversible faces

- 48" W x 18" D x 5.75" H



Charcoal



Beechwood

*Straight split riser
on one side.*

*Smooth riser
w/bevel top on the other.*



GRAND STEP



Pillar, fire ring and seat wall caps are wet cast reproductions of handcrafted originals.



CHISELED CAPS/TOPS



CHISELED CAPS

- The look of handcrafted limestone with hewn top and chiseled sides
- Use for pillars, seat/retaining walls, fire rings and custom outdoor features

a) Fire Ring Cap

- Chiseled outside edge
- 8-piece set
- 10" D x 2.25" H

b) Straight Wall Caps

- Chiseled two or three sides
- 24" W x 12" D x 2.25" H

c) Radius Wall Caps

- Chiseled two or three sides
- 18.75" W x 12" D x 2.25" H

d) Pillar Caps

- Chiseled four sides
- 25" W x 25" D x 2.25" H
- 30" W x 30" D x 2.25" H

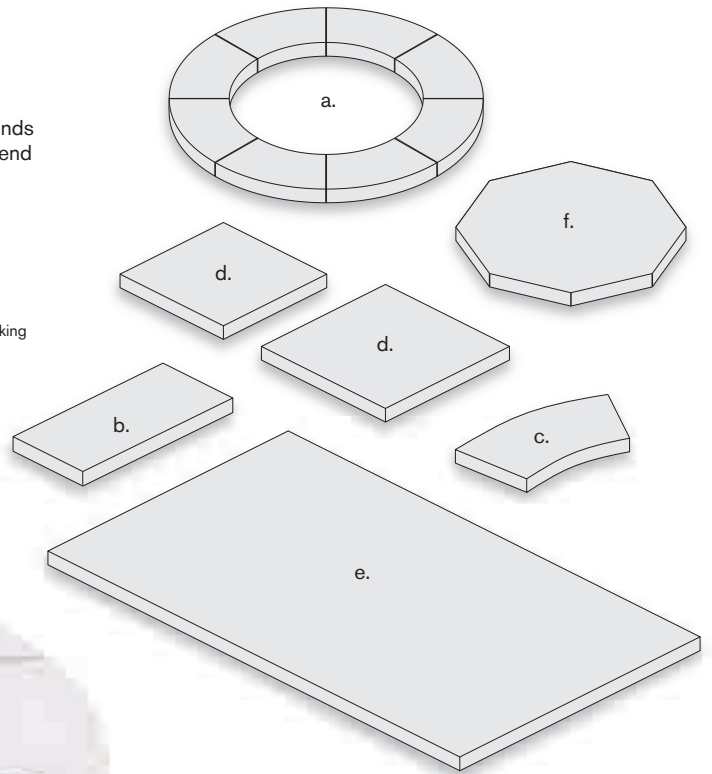
e) Bar Top

- Chiseled front/back, smooth ends
- Chiseled three sides, smooth end
- 36" W x 48" D x 2.25" H

f) Octagon Cap

- Chiseled edge
- 36" W x 6" D x 2.25" H

Refer to actual product samples when making color selection.



Indiana Limestone



Bluestone



Buff




Silver Creek
STONEWORKS

BULLNOSE PAVER

- Designed for treads, coping, seat walls and accents
- Full radius front, smooth top/sides
- Also available in Natural (gray)

- 6" W x 12" D x 2.375" H

Refer to actual product samples when making color selection.




BULLNOSE PAVER

COPING



SLATE COPING



These strong, wet cast reproductions of handcrafted slate and travertine originals are designed for pools, treads and caps.


Slate Coping

- Full radius front, detailed top
- Available in Bluestone, Cream and Fond du Lac
- Matching Landscape Tiles

- 14" W x 14" D x 1.5" H



TRAVERTINE COPING



Travertine Coping

- Available in Ivory and Natural colors
- Full radius front, detailed top
- Matching Landscape Tiles, Garden Wall and Fire Pit Kit

- 12" W x 24" D x 2" H





STEPPING STONES

STEPPING STONES



Silver Creek
STONEWORKS



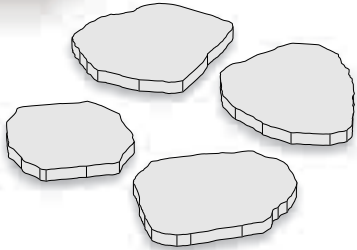
Bluestone



Buff



Indiana Limestone



- Strong wet cast reproductions of handcrafted originals
- Split face slate top, chiseled edge
- Four unique shapes, 1.75" H, (3.75 sq. ft. ea. ave.)
- Sold in sets

Refer to actual product samples when making color selection.



TUMBLLED GRANITE EDGER

Smooth sides, split-face top, tumbled:
 - 12" W x 4" D x 4" H




ROCKWOOD[®]
 RETAINING WALLS
A better way.

CLASSIC[®] EDGER

Smaller profile than typical edgers:
 - 10" W x 2.75" D x 4" H

*Unique T-lock design helps
 Classic Edger
 prevent frost heave.*






BULLET EDGERS



BULLET EDGER

Layed end to end, yearly production of Interlock's bullet edger would stretch over 70 miles in length.

One size (larger than typical edges):
- 12.25" W x 4" D x 4" H



Beechwood

Buff

Carmel

Charcoal



Affordable luxury

Necessaries kits are both beautiful and functional, turning backyards into attractive and enjoyable outdoor living spaces. Also, Necessaries come ready-to-assemble with everything needed to build, making them easier to install and more affordable than typical masonry structures.

Easy to build

Each Necessaries Outdoor Living Kit comes complete with everything you need to build, including precut block sized to fit, reinforcements, adhesive, and easy-to-read, step-by-step instructions. Most kits can be built by two people in an afternoon, or less.

NECESSARIES OUTDOOR LIVING KITS

Necessaries is a collection of affordable, ready-to-assemble outdoor fireplaces, island bars and grills, kitchens, tables, waterfalls, fire rings, seat walls and pillars kits.



www.outdoorlivingkits.com

Expand anytime

You can build your project all at once or add new features over time. Because of Necessaries' modularity, expanding your outdoor living space is easy to do whenever you are ready.

Earthy colors

Necessaries kits feature Rockwood Retaining Walls' multi-piece, tumbled Lakeland and Riverland wall systems and are available in Beechwood, Bluestone, Desert, and Santa Fe colors. Necessaries mantels, tops and caps are cast from Indiana limestone originals and have smooth, honed surfaces with hand-chiseled edges.

Outdoor Living Kits are not suitable for commercial installations or applications.



Beechwood



Bluestone



Desert



Santa Fe

Necessaries - Standard Features

- Easy-to-read, step-by-step instructions
- Rockwood's multipiece Lakeland block
- Reinforcements and concrete cut to fit
- VOC-compliant adhesive and gloves



The clean lines and simple profile of the **Contemporary Fireplace Kit** create a backyard centerpiece perfect for homes with sophisticated style. The ventless, stainless steel insert features electronic ignition, glass wind screen and glass bead fire bed.

- Firegear stainless steel gas insert
- 43, 000+ Btu/hr, natural gas or LP
- Electronic ignition
- Stainless steel rear access door
- Optional Hearth Kit

The **Grand Fireplace Kit** is the perfect centerpiece for your outdoor living room. Its appeal comes from its large profile, universal design and aged appearance. Includes FMI Products Tuscan 36" stainless steel, wood-burning insert, log rack and spark curtain.

- 4' s stainless stovepipe chimney
- Spark suppressor cap
- Optional Grand Woodbox Kit, L or R
- Optional Grand Hearth Kit

Kits are not suitable for commercial installations.



gas

CONTEMPORARY FIREPLACE KITS

GRAND FIREPLACE KITS





COMPACT FIREPLACE KITS



COLONIAL FIREPLACE KITS

The **Compact and Colonial Fireplace Kits** are ideal for smaller backyards and patios. Each kit comes complete with 2.25" thick firebrick, ensuring durability and enhancing the overall appearance. Taller and wider, the **Victorian Fireplace Kit** becomes the focal point in any backyard. Popular for their affordability and

smaller footprints, these fireplaces will generate warm accolades from family and guests for years to come.

- 2.25" fire brick
- Optional Hearth Kit
- Optional Woodbox Kit, left or right side



Manufactured under license from Rockwood Retaining Walls



VICTORIAN FIREPLACE KITS

Grand Fire Ring Kit:

- 48" D x 12" H (31" interior dia.)
- One-piece, heavy gauge, solid steel insert protects block
- Optional **Fire Ring Block Layer** – add layers to increase height
- Optional **Fire Ring Cap** – chiseled edge, eight-piece, in three colors, 2.25" H
- Optional **Swivel Cooking Grate** – removable, heavy steel construction, ADA compliant
- Optional **E-Z Access Spark Screen** – keep ash and sparks inside and debris out, hinged for easy access
- Optional **Cover** – heavy galvanized steel with or without cooking grate slot

Optional removable swivel cooking grate and steel cover.



Optional E-Z access, hinged spark screen.

Victorian Fire Pit Kit:

- Four-piece, heavy gauge steel insert protects block
- Optional **Swivel Cooking Grate**

Designed for slab, paver or gravel bases, the **Grand Gas Fire Ring Kit** has both style and convenience. Smokeless and ashless, it's an ideal alternative for properties with open burning restrictions.

Grand Gas Fire Ring Kit:

- Push-button electronic ignition, 65,000 max BTU/hr
- NG or LP fuel type, thermo-couple auto shut-off feature
- #304 stainless steel construction
- 50 lbs. lava rock
- Optional **Fire Ring Cap** (chiseled edge, eight-piece, in three colors, 2.25" H)
- Optional Grand Canyon **Ceramic Log Set**
- Optional **Fire Ring Block Layer**, add layers to increase height

Optional ceramic log set and fire ring cap.



Kits are not suitable for commercial installations.

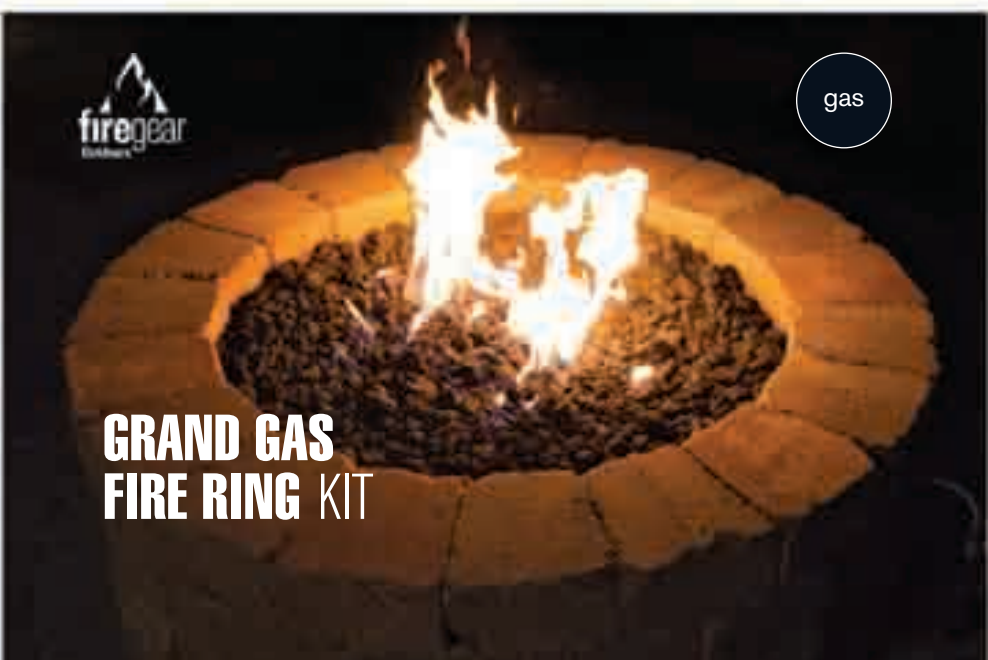


GRAND FIRE RING KIT

with optional fire ring cap



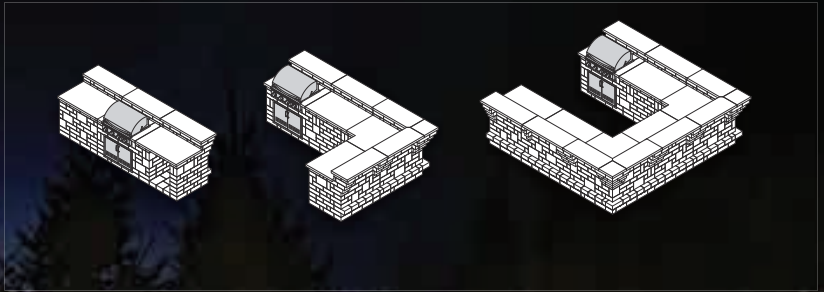
VICTORIAN FIRE PIT KIT



GRAND GAS FIRE RING KIT

GRAND ISLAND BAR SERIES KITS

These modular kits make it easy to design and build large kitchen and entertainment areas.

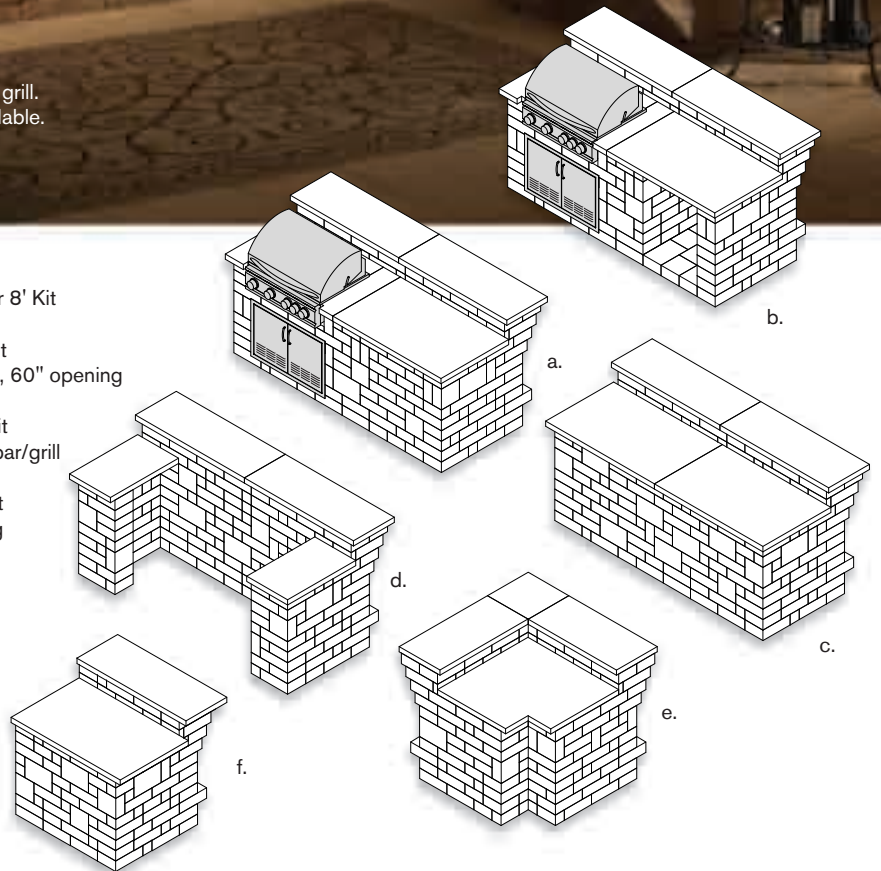


Includes Summerset Sizzler 32" NG or LP grill. Single door with grill shown no longer available.

For outdoor living enthusiasts who love cooking and entertaining, the Grand Island Bar/Grill Series is a wonderful addition to your home's backyard.

- a) Grand Island Bar/Grill with Storage Kit
 - Summerset Sizzler 32" grill
 - Stainless steel double doors
- b) Grand Island Bar/Grill with Refrigerator Opening Kit
 - Summerset Sizzler 32" grill
 - Stainless steel double doors

- c) Grand Island Bar 8' Kit
- d) Grill Surround Kit
 - For standing grills, 60" opening
- e) Corner Return Kit
 - Makes L-shaped bar/grill
- f) Bar Section 4' Kit
 - Left or right facing



www.summersetgrills.com

- Summerset Sizzler Grills:** (standard)
- # 443 stainless steel construction
 - Push-to-turn knob ignition, 3" temp gauge
 - 12,000 BTU #304 stainless steel burners
 - 15,000 BTU infrared back burner
 - Natural gas or propane fuel
 - Double-lined hood assures optimal airflow
 - 8mm cooking grates won't warp or rust
 - Easy-clean briquette system for even heat
 - 30" double stainless doors

- Pro Sizzler Grills:** (upgrade)*
- + Exterior LED lights
 - + 14,000 BTU cast burners
 - + Heat zone separators
 - + Interior cooking lights
 - * Requires 120 volt electrical

- Deluxe Rotisserie:** (optional)
- # 304 stainless steel, heavy-duty motor and 25 lb. capacity

wood-fired outdoor oven



This beautiful stand-alone wood-fired **Outdoor Oven** is sure to be enjoyed for its ease of use and ability to bake delicious entrées, desserts and pizzas in minutes.

- 24" x 24" cooking surface
- Handcrafted in Sicily
- #304 stainless steel construction
- Color: Hammered Copper
- Optional **Woodbox/Stand Kit**

Every outdoor dining and living room should include functional and attractive furniture.

The **Necessaries Dining Table** is easy to maintain, will never blow away in a storm and will outlast all others. The **Necessaries** table fits easily into any outdoor dining room design.

- Dining Table Kit:**
- 36" W x 96" D (top)
 - 30" tall, dining chair height
 - Seats eight easily



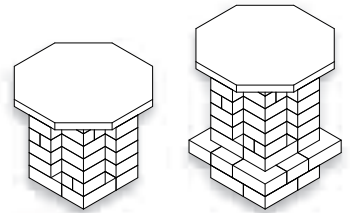
COMPACT BAR KIT

- Builds open or closed front
- 24" D x 48" W work surface
- Decorative backsplash

These stylish **Pub and Bistro Tables** are the perfect size for enjoying a cold drink and summertime snacks. The hand-chiseled 36" octagon top adds a distinctive look to any outdoor area.

- Bistro Table Kit:**
- 30" height

- Pub Table Kit:**
- 42" height
 - 4" foot rail





SEAT WALL KITS



PILLAR KITS



COMPACT WATERFALL KIT

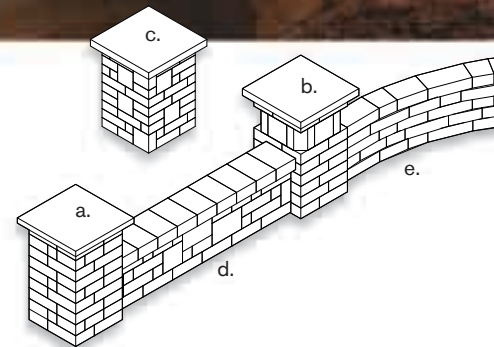
Waterfall kits are easy to build and essentially maintenance-free. These above-ground designs are ideal when in-ground ponds and waterfalls are not suitable. Waterfall kits include all plumbing/connections. Catch basin stones not included.

Grand Waterfall Kit:

- 1, 350 gph mag drive pump
- 4 8" half-round basin
- 23" s stainless steel spillway
- Optional LED light kit

Compact Waterfall Kit:

- 850 gph mag drive pump
- 26" s square basin
- 11" s stainless steel spillway
- Optional LED light kit



Pillars can be added to **Seat Walls** or built as a freestanding landscape feature, such as a property marker or light base.

a) 20" Pillar Kit

- 2. 25" H chiseled cap

b) 20" Pillar with Glass Kit (lights not included)

- Pittsburgh Corning Premiere 8" glass block
- 2. 25" H chiseled cap

c) 24" Pillar Kit

- 2. 25" H chiseled cap

d) Lakeland Seat Wall Kit

- Creates a 6' straight wall
- Optional chiseled cap

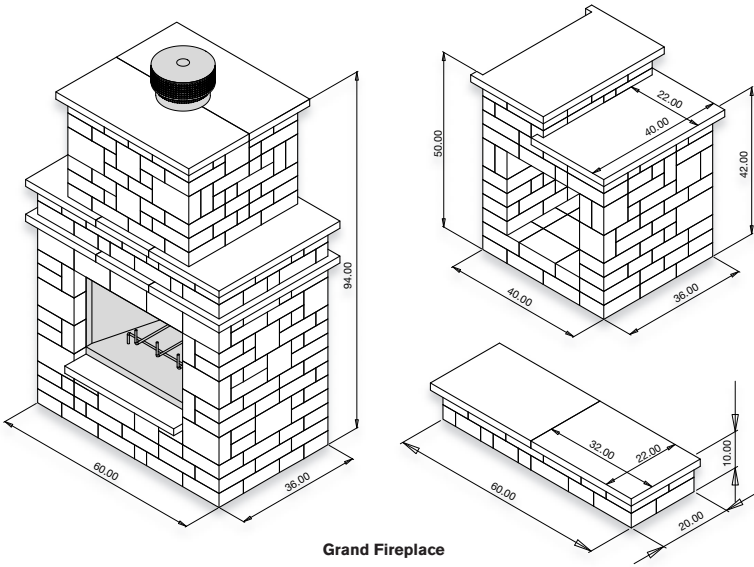
e) Riverland Seat Wall Kit

- Creates an 8' radius wall
- Optional chiseled cap

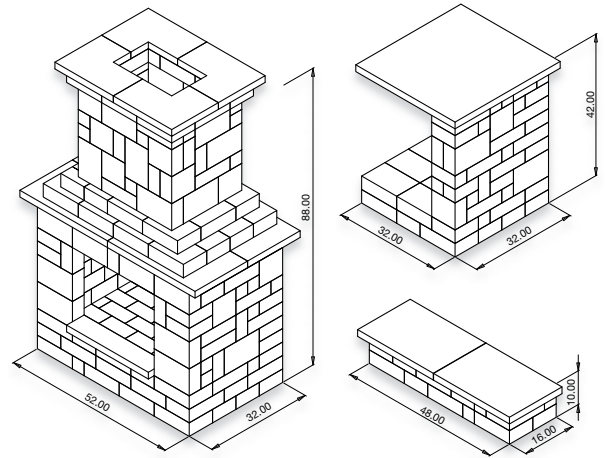


GRAND WATERFALL KIT

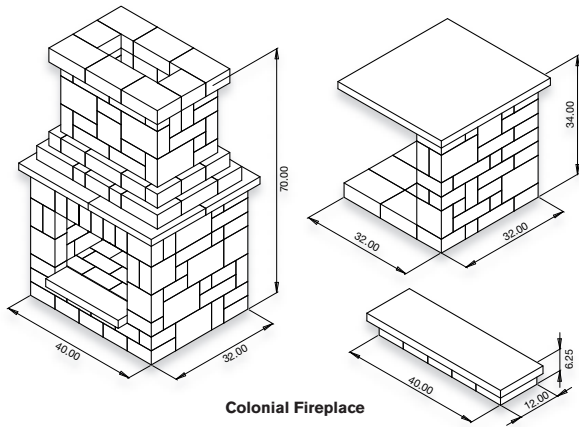
All dimensions shown in inches. Kits are not suitable for commercial installations.



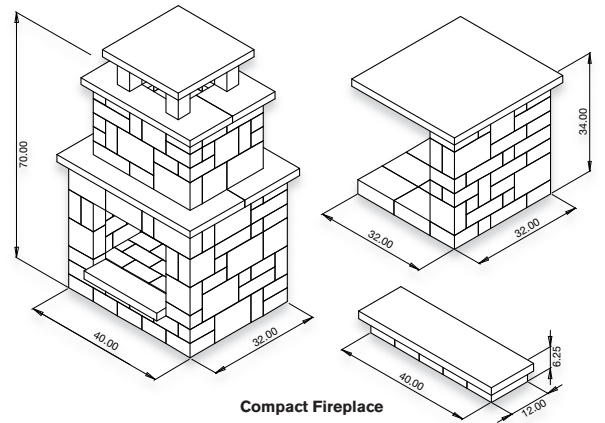
Grand Fireplace



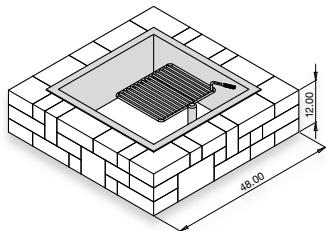
Victorian Fireplace



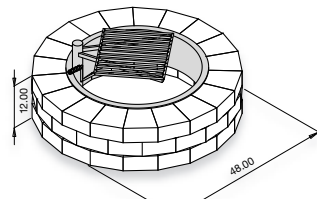
Colonial Fireplace



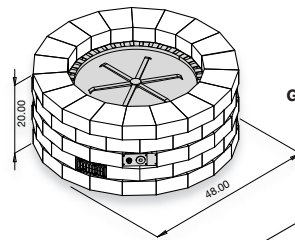
Compact Fireplace



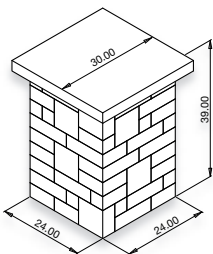
Victorian Fire Pit
Optional cooking grate



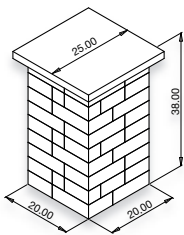
Grand Fire Ring
Optional cooking grate



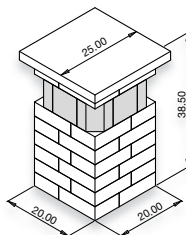
Grand Gas Fire Ring



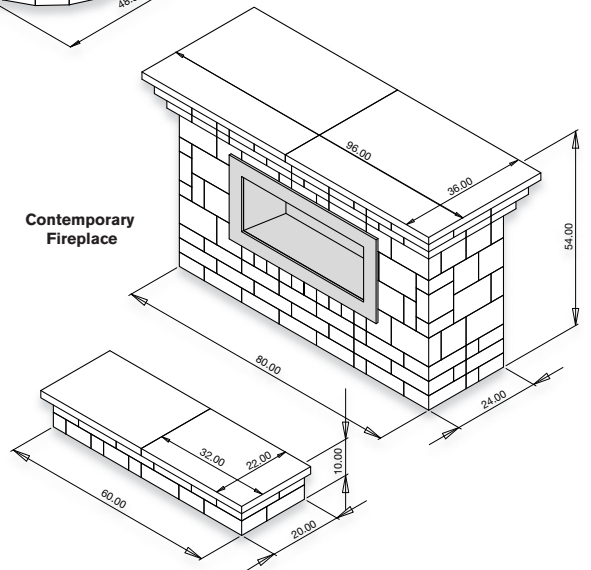
24" Pillar w/Glass



20" Pillar



20" Pillar w/Glass

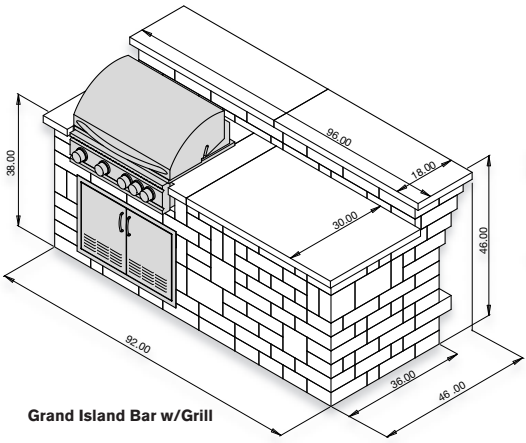


Contemporary Fireplace

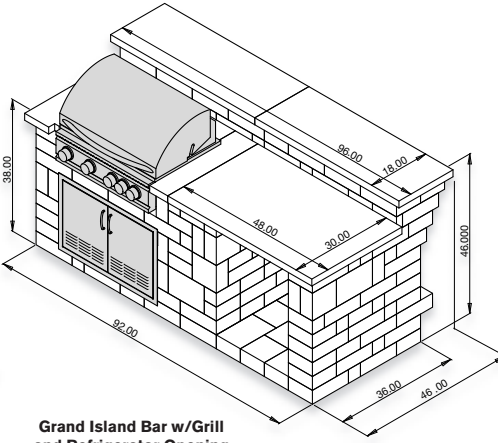
No cutting, no guessing, no hassles – no problem®
necessaries™
 kits for outdoor living

ROCKWOOD
 RETAINING WALLS
 A better way.

OUTDOOR LIVING KITS

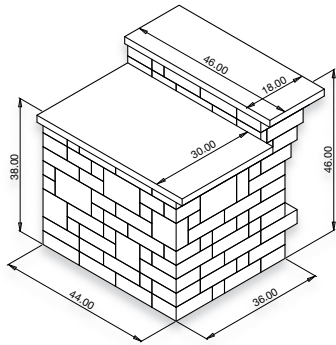
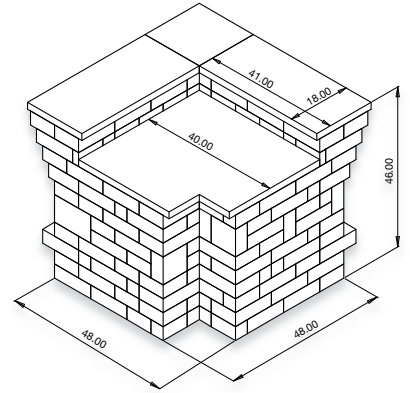


Grand Island Bar w/Grill

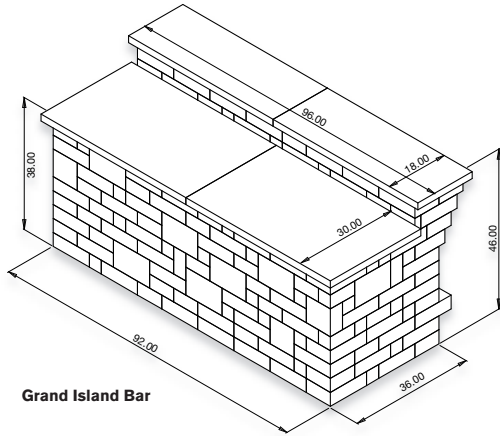


Grand Island Bar w/Grill and Refrigerator Opening

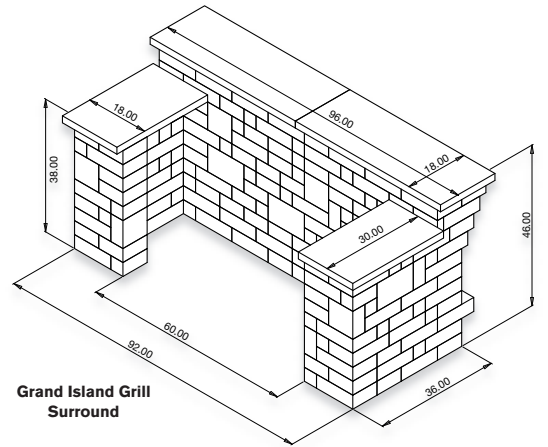
Corner Return



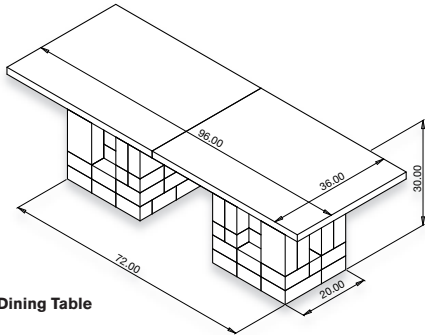
4' Bar Extension



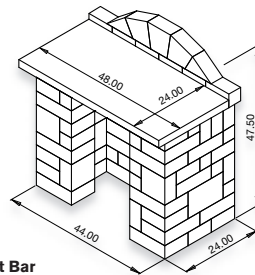
Grand Island Bar



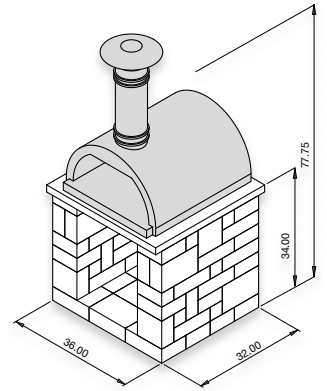
Grand Island Grill Surround




Dining Table



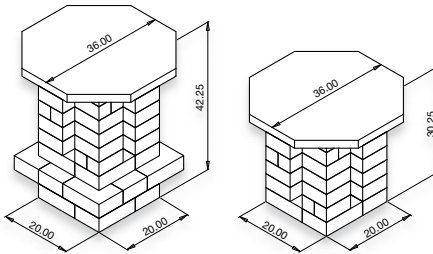
Compact Bar



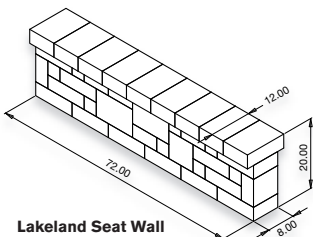
Woodbox/Stand
Optional oven



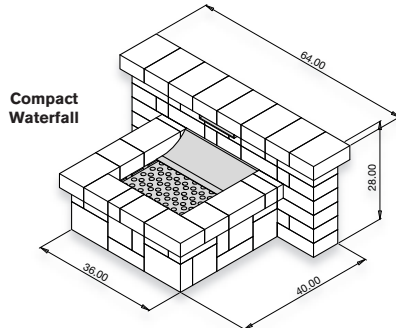
Riverland Seat Wall



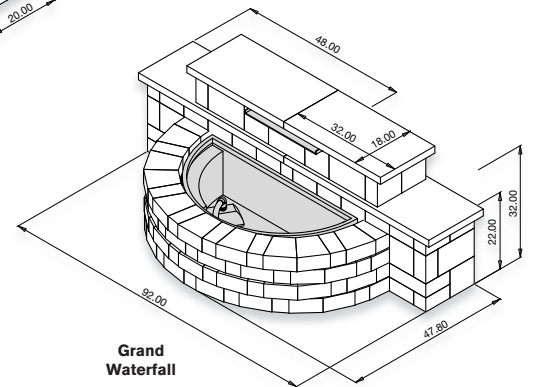
Pub/Bistro Table



Lakeland Seat Wall



Compact Waterfall



Grand Waterfall



No cutting, no guessing, no hassles – no problem!
necessories™
 kits for outdoor living

ROCKWOOD
 RETAINING WALLS
A better way™

the kitchen™
 by necessities

Necessaries kitchen kits are a collection of granite-topped cabinets for backyard baking, grilling, dining and entertaining. Elegant, functional and affordable, these quality components and cabinets are ready to assemble in any configuration you can imagine.

Kitchen cabinet kits with solid granite tops
 Granite is an igneous rock formed billions of years ago when magma cooled deep beneath the earth's crust. Nearly as durable as diamond, granite owes its density and hardness to its origins – solidified under extreme pressure deep within the earth. Granite is as durable as it is beautiful; it's not affected by extremes in temperature and under normal conditions, resists etching by knives, household acids and kitchenware. Choose from two granite top colors.

- Besides its beauty, granite is...**
- Sanitary – when sealed, granite does not harbor bacteria
 - Highly resistant to burning or charring from hot pans, appliances, utensils etc.
 - 100% natural and non-toxic
 - Easily cleaned

Earthy cabinet colors
 Necessaries kits feature Rockwood Retaining Walls' multi-piece, tumbled Lakeland wall block. Its linear design and aged appearance fit well in landscapes of any style or decor. Choose from three cabinet colors.


Kits are not suitable for commercial installations.



Black Pearl granite



Viscon White granite



Bluestone



Desert



Santa Fe



Beechwood



WOOD-FIRED OVEN

WOODBBOX/STAND CABINET



SIZZLER GRILL CABINETS

32" Sizzler Grill Cabinet:

- 4 8" W x 28" D x 37" H
- 4 main bur ners, 795 sq. in. cooking surface
- Pr o Sizzler option

40" Sizzler Grill Cabinet:

- 5 6" W x 28" D x 37" H
- 5 main bur ners, 985 sq. in. cooking surface
- Pr o Sizzler option

Summerset Sizzler Grills: (standard)

- # 443 stainless steel construction
- Pus h-to-turn knob ignition
- 3" t emp guage
- 12, 000 BTU #304 stainless steel burners
- 15, 000 BTU infrared back burner
- Nat ural gas or propane fuel
- Do uble-lined hood for optimal airflow
- 8mm co oking grates won't warp or rust
- E asy-clean briquette sys. for even heat
- 3 0" double stainless doors
- Cho ice of granite/cabinet colors

Pro Sizzler Grills: (upgrade)*

- + Exterior LED lights
- + 14,000 BTU cast burners
- + Heat zone separators
- + Interior cooking lights
- * Requires 120 volt electrical

Deluxe Rotisserie: (optional)

- # 304 stainless steel
- Heavy-duty motor, 25 lb. capacity

This beautiful stand-alone wood-fired outdoor oven is sure to be enjoyed for its ease of use and ability to bake delicious entrees, breads, desserts and pizzas in minutes.

Woodbox/Stand Kit:

- 4. 75 cu. ft. of storage (16" W x 16" D x 32" H opening)
- Cho ice of granite/cabinet colors

Wood-fired Pizza Oven:

- 32" W x 30" D x 40" H
- 24" x 2 4" cooking surface
- H andcrafted in Sicily
- # 304 stainless steel construction
- S tainless steel wood caddy
- S tainless steel door
- R einforced, stainless steel chimney pipe
- T hermometer
- Co lor: Hammered copper

Oven Toolkit Set:

These Italian made cooking tools for wood-fired ovens will be appreciated for their ease of use and lasting quality. Each handle features a loop for hanging.



Scan this QR code to learn about wood-fired cooking, oven use and care.



ISLAND CABINET



The **Island Cabinet Kit** is the centerpiece of your outdoor kitchen. Large enough to seat six adults, with over 28 sq. ft. of surface for prep, dining and entertaining.

- Two easy-glide stainless steel drawers and magnetic-close door
- Choice of granite and cabinet color

- Drop in Sink (optional)
- 15" L x 15" W x 6" D basin in stainless steel
 - Durable handle valve stainless faucet
 - Stainless topper/strainer

Refrigerator Cabinet Kit

- 24" W x 24" D x 36" H opening
- Choice of granite and cabinet color

Refrigerator (optional)

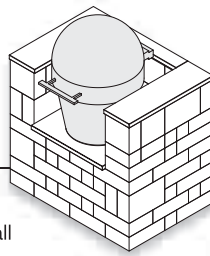
- UL Certified for outdoor use
- #304 stainless steel construction
- 5.5 cu. ft. capacity
- Reversible door with lock and key
- Digital temperature display



REFRIGERATOR CABINET

Smoker Cabinet Kit:


- 24" W x 24" D opening for your smoker
- Smoker not included or available



Side Burner Cabinet Kit:


Combine the comfort of an indoor kitchen range with all the benefits of being outside. Specially designed for performance and function, Summerset's double side burner is the perfect addition to your outdoor kitchen.

- # 304 stainless steel construction
- Push-to-turn knob ignition
- Two easy-glide stainless steel drawers
- 3 0,000 Btu/hr solid brass burners
- 19.5" x 10.5" cooking surface




Trash Drawer Cabinet Kit:

- # 304 stainless steel construction
- Easy-glide pullout drawer
- Accommodates a 12-gallon trash can



Storage Cabinet Kit:

- Easy-glide stainless steel drawers
- Fully enclosed stainless steel outside



Corner Cabinet Kit: (not shown)

- For L-shaped designs or additional space



Standard Features:

- Easy-to-read, step-by-step instructions
- Rockwood's multipiece Lakeland block in three color choices
- Solid granite tops in two color choices
- Reinforcements and concrete pre-cut and sized to fit
- VOC-compliant adhesive and gloves

Kits are not suitable for commercial installations.



SMOKER CABINET

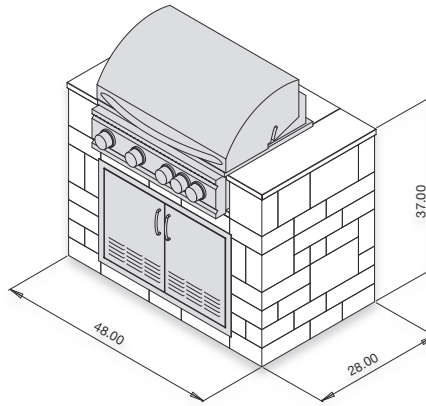


SIDE BURNER CABINET

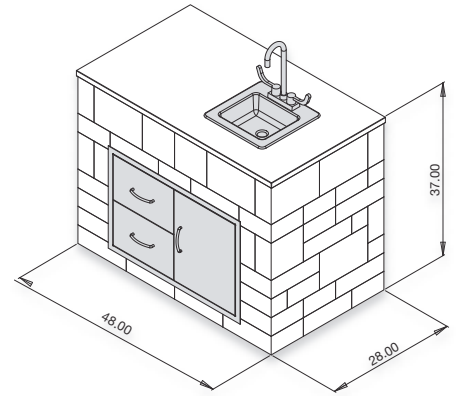


the kitchen™
by necessities

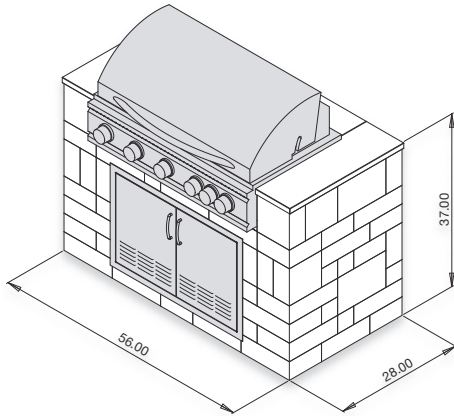
All dimensions shown in inches.
Kits are not suitable for commercial use.



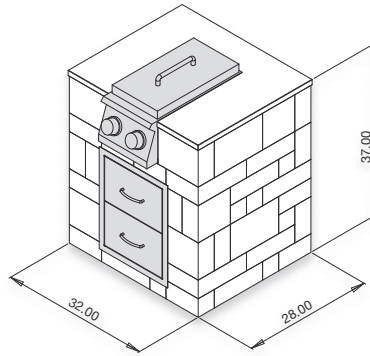
32" Sizzler Grill Cabinet



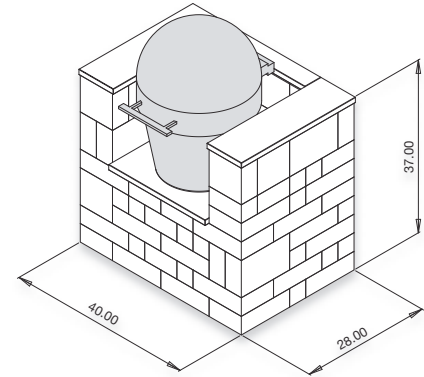
Prep Station Cabinet
Optional sink



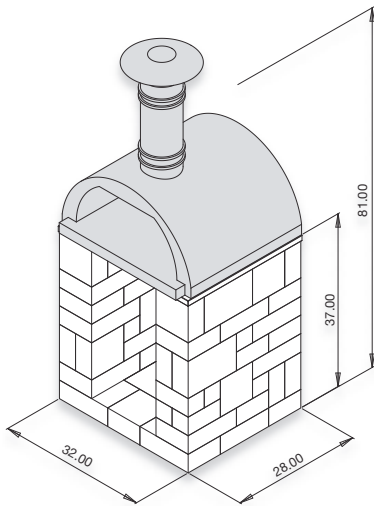
40" Sizzler Grill Cabinet



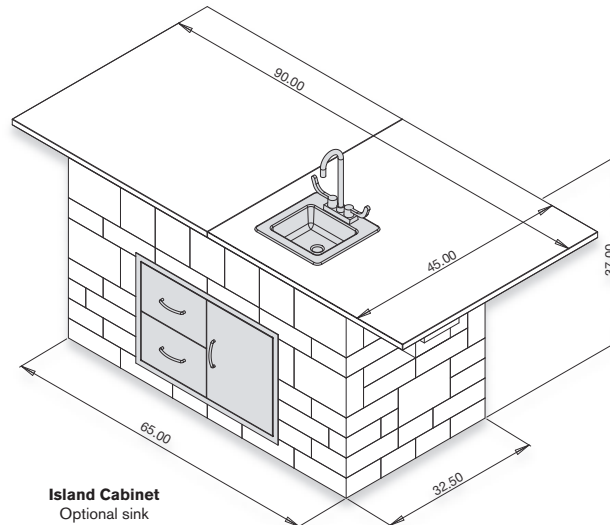
Side Burner Cabinet



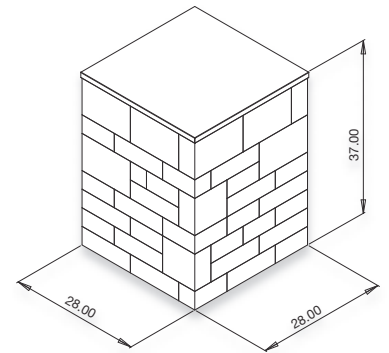
Smoker Cabinet
Smoker not included



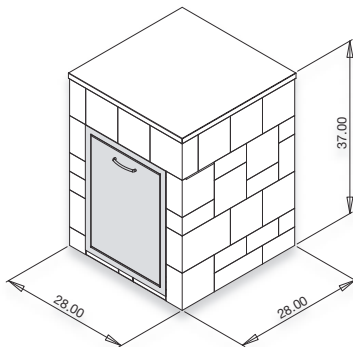
Outdoor Oven Woodbox Cabinet
Optional oven



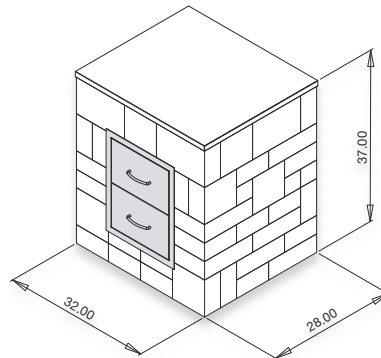
Island Cabinet
Optional sink



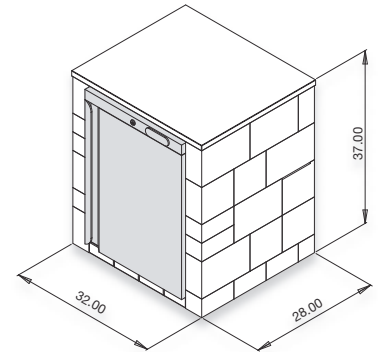
Corner Cabinet



Trash Cabinet



Two Drawer Cabinet



Refrigerator Cabinet

Our products are designed to withstand the everyday use and abuse that you, time and Mother Nature can throw at them. Our limited lifetime warranty assures homeowners that what's meant to last, will last. And if it doesn't, we'll stand behind it.

IMPORTANT NOTICE: Read this entire RCP Limited Lifetime Warranty and Limitation of Liability ("Limited Warranty"). It is important that the warranted products be properly installed and maintained in order for them to function successfully throughout the duration of this Limited Warranty. Depending on the product's application, installation guides can be found at www.rochesterpcp.com. It is also important for your installer to carefully review the technical information, including specifications, for the chosen use of your RCP products as it may be the responsibility of the installer or design engineer to provide independent soil testing, quality assurance inspection, testing, and design services necessary to insure a safe and functional application.

This Limited Warranty applies only to RCP products that are purchased and used as part of Rockwood Retaining Wall Systems installed in owner-occupied single-family homes within the United States, subject to the stated conditions and limitations. This Limited Warranty does not extend to any current or future products distributed, but not manufactured, by RCP. This Limited Warranty applies only to RCP's products and not to the system into which they may be placed. Nor does this Limited Warranty cover to RCP products used in governmental, commercial, or multi-residential applications.

LIMITED LIFETIME WARRANTY FOR RCP PRODUCTS INSTALLED IN OWNER OCCUPIED SINGLE-FAMILY HOMES AS A PART OF A ROCKWOOD WALL OR HARDSCAPE SYSTEM.

RCP warrants that its products will be free from defects for as long as you own your home. If RCP is given prompt notice of a defect, it shall, at its sole option: (1) repair or replace the defective product(s), or (2) refund the original purchase price of the defective product(s). This Limited Lifetime Warranty is provided only to the owner(s) of the home at the time of purchase and may not be assigned or transferred. In the event the owner(s) sells the home, this warranty automatically converts to a two-year limited warranty affording the same scope of protection and governed by the same conditions, disclaimers and limitations of this Limited Lifetime Warranty. If RCP elects to repair the defect, it shall be responsible for the labor to accomplish the repair. If RCP elects to replace the defective product(s), its obligation is to deliver suitable replacement product to owner's property.

LIMITATION OF LIABILITY

This Limited Warranty sets forth the maximum liability for our products. IN NO EVENT (INCLUDING WHERE THIS LIMITED WARRANTY IS DEEMED NOT TO APPLY TO THE SALE OR PRODUCT IN QUESTION) SHALL RCP, GLS INDUSTRIES, INC., OR ROCKWOOD RETAINING WALLS, INC. BE LIABLE FOR ANY INCIDENTAL, CONSEQUENTIAL OR SPECIAL DAMAGES RESULTING FROM THE SALE, INSTALLATION OR USE OF ANY RCP PRODUCTS. Some states do not allow the exclusion or limitation of incidental or consequential damages for consumers, so the above limitation or exclusion may not apply to you.

LIMITATION OF WARRANTY

RCP MAKES NO OTHER WARRANTIES, EXPRESS OR IMPLIED, INCLUDING ANY IMPLIED WARRANTIES FOR MERCHANTABILITY, FITNESS FOR A PARTICULAR PURPOSE OR OTHERWISE.

DISCLAIMER – WHAT THIS LIMITED WARRANTY DOES NOT COVER

RCP is not responsible for or makes no warranty as to:

1. Product failure, loss or damage due to:
 - Normal wear and tear;
 - Damage due to improper handling and repeated or extended contact with chemicals, such as deicers;
 - Products improperly installed or maintained;
 - Acts of God;
 - Structural settlement, movement or vibration;
 - Products that have not been paid for in full.
2. Minor imperfections
 - Minor imperfections that do not affect the product's structural integrity;
 - Variations in product texture or color;
 - Efflorescence;
 - Minor imperfections in shape, appearance, or dimensions covered by ASTM C1372.



CONDITIONS OF WARRANTY – WHAT YOU MUST DO TO RECOVER UNDER THIS LIMITED WARRANTY

Prompt Notice of Defect:

Within the warranty period, you must promptly, and in no case more than one (1) year after any defect or other basis of a claim covered by this Limited Warranty is discovered or should have been discovered, notify RCP of the defect. Any claims otherwise covered by this Limited Warranty, but for which RCP did not receive notice of the defect within one (1) year from the time the problem first became known shall be barred.

LIMITED WARRANTY CLAIM PROCEDURE

Claims under this Limited Warranty may be made in writing to RCP at 7200 N. Broadway, Rochester, MN, 55906. Claims should include the following information:

1. Claimant's name, address, and phone number and the installation address (if different);
2. A description of the product, purchase price, date and location of purchase, and copies of invoices, if available;
3. A description of the defect(s) (photos are required); and
4. A brief summary of attempts made to address the concerns.

NO STATEMENT OF USEFUL LIFE

This Limited Warranty is not a statement of the useful life of any RCP products.

dms.us.51883281.01

A NOTE ABOUT EFFLORESCENCE

Efflorescence is that white, powdery substance that appears on the surface of concrete and it's a natural occurring process. Efflorescence does not affect the structural integrity or strength of the product and will usually wear off over time, although special cleaners can be used to speed up its removal.

For more information visit www.icpi.org

welcome to the backyard...



**Rochester Concrete Products
Corporate Office**

7200 Broadway Ave. N.
Rochester, MN 55906
(507) 288-8850
(507) 288-3810 (fax)

www.rochestercp.com

© Copyright 2020, Rochester Concrete Products. All Rights Reserved. All trademarks and registered trademarks are the property of their respective owners. Rockwood Retaining Walls products are made worldwide under license from Rockwood Retaining Walls, Inc. US and international patents issued and pending. The information presented here has been prepared for the benefit of customers interested in Rochester Concrete Products, it was reviewed carefully prior to publication. Rochester Concrete Products assumes no liability for its accuracy or completeness. Final determination of the suitability of any information or material for the use contemplated, or for its manner of use, is the sole responsibility of the user. PROPOSITION 65 WARNING: These Products, the fuel used in this Products and other wood and charcoal burning appliances, and the combustion products of such fuels contain chemicals known to the State of California to cause cancer, or birth defects or other reproductive harm. 120

