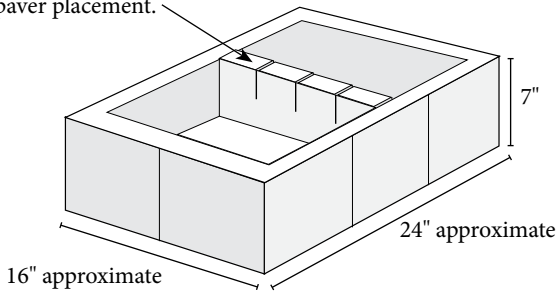


KINGS-STAIR



A flexible stair system perfect for stairs, flower boxes, planter boxes, and mailbox bases

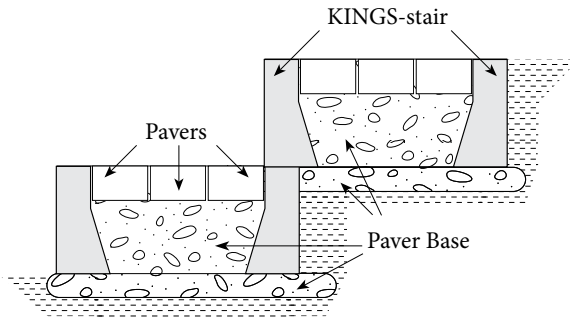
Knock out top part of web carefully to allow for paver placement.



BENEFITS

- Made of durable concrete
- Easy to install
- Attractive
- Great with retaining walls
- No digging required, simply fill with crushed rock and compact
- No footing required
- Great for turning corners
- Stack and arrange to fit your design

SECTION LOOKING THROUGH STAIRS

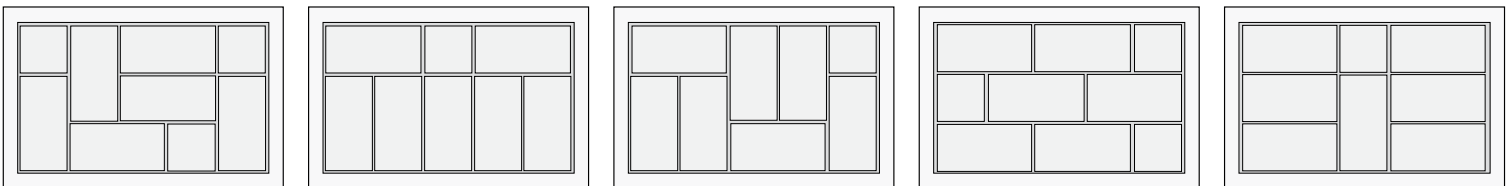


INSTRUCTIONS

- 1 Set the King's-Stair unit on 4" - 6" of crushed limestone (Paver Base).
- 2 Add additional paver base to the inside of the unit and compact to proper height.
- 3 Lay pavers in the unit according to the pattern desired.
- 4 Compact pavers with a rubber mallet.
- 5 Sweep sand into joints.
- 6 Repeat steps 1 to 5 until project is completed.

Note: Each unit requires 7.5 - 4 x 8 pavers.

PAVER PATTERNS



Note: To make half units, use sharp chisel, lay pavers on hard surface, score and snap.

YOUR MASONRY LANDSCAPE SOURCE



King's Material, Inc · Cedar Rapids · Coralville · Eldridge · KingsMaterial.com
Midland Concrete Products · Clear Lake · Hiawatha · Marshalltown · Waterloo · MidlandConcreteProducts.com

© 2014 King's Material, Inc.
All Rights Reserved