








KEYSTONE RETAINING WALL



		COLORS	DIMENSION H x W x D	WEIGHT lbs.	#/PALLET
1 block = 1 SF	 <p>*STANDARD TRI-PLANE or STANDARD STRAIGHT FACE</p>	Grey Taupe	8 x 18 x 21	Tri-Plane 3,300 lbs/pallet	
				110 lbs.	30
				Straight Face 3,450 lbs/pallet	
				115 lbs.	30
	 <p>COMPAC TRI-PLANE</p>	Grey Taupe	8 x 18 x 12	Tri-Plane 3,200 lbs/pallet	
				80 lbs.	40
				Straight Face 3,440 lbs/pallet	
	86 lbs.	40			
	 <p>*90° CORNER TRI-PLANE or 90° CORNER STRAIGHT FACE</p>	Grey Taupe	8 x 18 x 9	84 lbs.	40
	 <p>COMPAC III HARD-SPLIT STRAIGHT FACE</p>	Grey Taupe Granite Walnut	8 x 18 x 12	72 lbs.	40
 <p>COMPAC CAP TRI-PLANE</p>	Grey Taupe	8 x 18 x 12	105 lbs.	40	
 <p>COMPAC DRAIN BLOCK</p>	Grey Taupe	8 x 18 x 12	80 lbs.	n/a	
<p>COMPAC HALF TRI-PLANE or STRAIGHT RIGHT or LEFT</p>	Grey Taupe	8 x 9 x 12	40 lbs.	n/a	
 <p>4" UNIVERSAL CAP</p>	Grey Taupe	4 x 18-12 x 10½	48 lbs.	64	
			3,072 lbs/pallet		
<p>10" HARD SPLIT CAP</p>	Grey Taupe Granite Walnut	3½ x 15½ x 9½	41 lbs	72	
			3,000 lbs/pallet		
5¼ PINS 2 pins per block					100/box
SRW UNIVERSAL GRID		4' x 50' roll	(bi-directional)		
STRATA GRID 150		6' x 150' roll	100 sq yard roll		
STRATA GRID 200		6' x 300' roll	200 sq yard roll		

*block shown

Additional products you may need to build a Keystone Wall:
 SRW Adhesive, SRW Landscape Fabric, 4" Perforated Drain Tile, Base Rock and Drainage Rock
 Pallets will be charged at \$15 per pallet. Refundable if returned in good condition.