



2020 Residential Landscape Inspiration Catalog

COUNTY MATERIALS CORPORATION



2020 Residential Landscape Inspiration Catalog

- Introduction 3**
- Genesis™ Face-Mix Technology 4
- Color Options – What’s in a Name? 6
- New Products for 2020 8

- Pavers, Slabs
and Patio Stones 11**
- Destination® Pavers 12
- Elements™ Paving Stones 14
- Essence™ Wood Grain Plank Pavers 16
- Grand Milestone® Pavers 18
- Influence™ Pavers 20
- Skylands™ Concrete Deck Pavers 22
- Tranquility® Pavers 24
- Permeable Pavers 26
- H₂O Pro® Pavers Permeable Paving Units 28
- Renewable™ Pavers Permeable & Sandset 30

- Retaining Walls, Garden Walls
and Seat Walls 33**
- County Block® Retaining Wall System 34
- County Cub® Landscape Units 36
- Integrity™ Retaining Wall System 38
- Rib Rock™ Landscape Block 40
- Summit Stone® Landscape Units
(Also see our *Fireplace Kits in Outdoor Living
Products section – page 60*) 42
- Tribute® Retaining Wall System 44
- Winston® Retaining Wall System 48

- Outdoor Living Products 51**
- Fire Pit Products 52
- Isokern Fireplace, Oven
and Chimney Products 54
- Reflection Stone® Masonry Units 56
- Summit Stone® Fireplace Kits 58

- Landscape Accessories 61**
- Crest™ Bullnose Pavers 62
- Landscape Step Units 64
- Oversize Landscape Step Units 66
- Wall Caps (Concrete and Natural Stone) 68

- Warranty Information 71**
- Landscape & Masonry
Locations 72**

(800) 242-7733
countymaterials.com
 info@countymaterials.com





True Craftsmanship with a Purpose

Outdoor living spaces are particularly sentimental areas of the home. For dozens of years, the County Materials team has crafted long-lasting concrete landscape products that are used and loved by families across the country. From pavers and patio stones to retaining walls and step units, we are passionate about making products that form the spaces for fun and memory making. Our team is dedicated to helping landscape professionals and homeowners create the designs of their dreams.

Finding Inspiration from Our History

Since our company was founded, County Materials' team members have dedicated our talents to producing quality products for everyday people. Our story dates back to 1946, when after World War II, members of the Sonnentag family started a business hauling sand and gravel to area farms. Soon after, concrete blocks were manufactured for local communities, using a single machine in a humble Marathon, Wisconsin garage. Through the decades, our team has tackled economic challenges, fluctuating markets and changes within the industry with the same attention to detail, craftsmanship and care.

We understand what it means to build a company of success. We believe in our team, stop at no length to produce trusted, long-lasting products, and deliver excellent service to our valued customers. Our commitment informed our company's Vision; we stand for Success, Stability and Support. We are proud to contribute toward our customers' dreams by helping to bring them to life, and foster a space they will enjoy for a lifetime.



Building a Lifetime of Memories

Our team understands how these spaces are really used: from the welcoming familiarity of your patio as you celebrate special occasions with friends, to the cozy, magnetic warmth of your outdoor fireplace that draws in your family on a cool late summer evening. It's the small moments that build lifelong memories.

Ultimately, that's what motivates our team. That's why we show up every day. We want to ensure that each of our products are made with care and precision, so our customers can continue to gather, play, entertain and relax in irresistible spaces.

We have also dedicated ourselves to the betterment of our neighborhoods, community organizations, customers and team members for over 70 years. We work diligently every day to live our values, because we believe it makes a positive impact on our products and our people. Our customers trust that when they choose County Materials, they are partnering with an experienced, dedicated team willing to go the extra mile for life-long satisfaction.



GENESIS™ FACE-MIX TECHNOLOGY

COUNTY MATERIALS CORPORATION

Fine aggregates and dense concrete mix provide a smooth, refined surface.

Face-mix is integrally bonded to the base, offering exceptional durability and aesthetic design.



Pure color pigments and fine aggregates are blended on the surface, providing vibrant, rich and long-lasting color.

Base concrete mix features larger aggregates for high-compressive strength.

- High-density units resist cracking and damage from freeze-thaw cycles.
- Pavers and slabs are manufactured to meet industry standards for strength and absorption.
- County Materials pavers and slabs are backed by our customer warranty.



Stunning Colors & Amazing Strength

County Materials Corporation utilizes Genesis™ Face-Mix Technology to manufacture beautifully designed pavers and slabs backed by the strength and longevity of quality concrete.

Genesis Face-Mix Technology provides more than surface beauty. Genesis ensures **long-lasting color, superior strength and resistance, and unique surface textures.** Our pavers and slabs repel stains and withstand everyday wear and tear.

The fine finish of these pavers features a permanent and integrally-blended layer of our high-strength concrete mix.

It's the perfect combination of vibrant color pigments and dense surface materials. Choose **high-quality, long-lasting pavers and slabs without compromising design or aesthetics.**


Each unit is designed to withstand the wear, tear, weathering and abrasion that occurs in a high-traffic area exposed to the elements. We concentrate the purest color pigments, finest aggregates, and densest

concrete mix in the top surface layer of each paving stone where it is visible and matters most.

What is the significance of Genesis™? It's provenance, a beginning, carving potential into substance. County Materials' landscape products are designed to create a space where fond memories begin. Our team believes in offering quality products that invoke our customers to spend time celebrating with friends and family in their inspiring outdoor living spaces.

County Materials' commitment to quality derives from our talented team of people who believe in delivering unparalleled craftsmanship, attention to detail, and customer service.

Our Genesis Face-Mix Technology produces high strength pavers and slabs with non-fading colors and **natural beauty that stands the tests of time.** County Materials' concrete pavers are inherently strong, and our Genesis Face-Mix Technology adds extra surface superiority to ensure customer satisfaction for years to come.



Color Options – What’s in a Name?

When we began manufacturing landscape products using our **Genesis™ Face-Mix Technology**, we thought deeply about what it means to create a special outdoor space for your home. We considered the value of designing something from scratch and the care that goes into realizing the patio, driveway, outdoor kitchen or front entrance of your dreams.

Choosing the highest quality, most reliable landscape products is the foundation on which everything else is built. We’ve made it our goal to craft the most inspiring and time-tested products and colors aimed at cultivating the atmosphere you desire for your living and entertaining spaces.

Colors are powerful tools of perception. They are used strategically in marketing, design and art to conjure very specific feelings and memories. Color communicates in strong, irreplaceable ways, sending universal messages to people from all walks of life.

Color matters. That’s why your landscape product colors should be chosen with care: color creates an experience.

When we developed our palette of color options for our pavers and slabs, we chose blends that speak volumes, either bold or subtle proclamations of feelings, mood and atmosphere. Colors that inspire and encourage lingering outdoors, creating memories, sharing time with loved ones.

We couldn’t let color naming be an afterthought. Giving a name to a powerful colorway expresses intangible feelings, helping to identify the reason behind design choices.

Our color names conjure feelings or experiences. Each custom mix evokes a range of emotions. We know that at the end of a long day, when you’re enjoying your outdoor space, you may not remember the specific color or product name you selected. But we hope your experience working with County Materials and our landscape products is as impactful and meaningful as possible.



Elements Paving Stones – TIMELESS

The color photos shown in this catalog were prepared with careful attention to accuracy. However, colors shown may vary from actual hues and should only be used as a guide. Refer to actual product samples for final color selection. Because concrete units are manufactured with high quality, naturally-mined aggregates and materials, variations in color or shading should be expected in products that are manufactured at different times and in units having different shapes. This color or shading variation is acceptable in the industry.

NEW Colors for 2020...



Aspire
Perfect blending of heather and dark grays with flecks of reds and oranges to create a dynamic, design-forward colorway.



Intention
Gorgeous light dove gray evoking a lofty feeling of ambition.



Exalt
A time-honored cool shade of blue-gray used throughout history in classic designs.



Purpose
Bold and spicy cinnamon brown for a strong, adventurous landscape design.

Our Distinctive Color Palette...



Haven
Natural looking chocolate brown with orange and red flecks, evoking feelings of calmness through refuge and safe harbor.



Oasis
Gorgeous sand-colored option with the feeling of an inviting beach retreat, complete with a warm ocean breeze.



Serenity
This calming rose-gray mirrors the brushstroke of colors that wash the sky during a summer sunset.



Timeless
A classic option inspired by smoky gray clouds and worn cobblestones.



Majestic
Incredible slate gray, conjuring the majestic feeling when gazing toward a towering mountain peak.



Dream
A fantasy blending of gray and beige, this greige color creates a base for beautiful landscape design.



Homecoming
Welcoming ash-gray color, creating a space of calm and inclusivity in your outdoor space.



Reflection
Moody, charcoal color eliciting the calm and introspection of peering into a deep, dark lake at night.



Reunion
Perfect medium-tan color serving as the backdrop of parties, family gatherings and moments of connection.



Vision
Clean, effortless white shade. Bright, light and inspiring.



Traditions
A time-honored red brick tone, used for classic all-American settings.



Aware
Enlightened and sensible suntan brown evokes the eternal essence of nature.



Bliss
Gorgeous oyster color evoking the relaxing feeling of a paradise vacation.



Pride
A timeless leather brown for a distinguished and dignified space.

NEW Products for 2020

Intriguing new products to help fulfill your landscape design vision...

(Nominal Dimensions in inches)




Influence™ Pavers (Smooth)

Influence Pavers feature crisp edges and a clean linear feel. Their five plank-style shapes minimize joint lines and lend themselves to invent interesting patterns using different color and texture combinations.

(See page 20 for more information)

Available in the following colors:



Passageways™ Step Unit

When you want to raise the level of your landscape design, choose our newest product called the Passageways Step Unit. Featuring a natural textured face and tread, clean lines, a modular shape and larger size, installation is faster and applications are endless. Add steps to raised patios, offset living and entertaining spaces for added enticement or security, and ensure a solid and safe footing leading to front entrances, along terraced walks, and down steep slopes. No matter how you incorporate Passageways Step Units, they will step up the character and functionality of your outdoor living areas.

Available in the following colors:



Vantage Pavers and Discover Pavers

are both offered in two size modules. Sizes and Textures can be mixed.



Vantage™ Pavers (Textured)

We'd like to expand your horizons in paving and introduce our newest series called Vantage Pavers. Vantage Pavers offer even more opportunities to express your personal style. Their striking surface texture evokes subtle sophistication that makes an even bigger statement about your overall project. This series is offered in two size modules; Grand Vantage Pavers are larger paving stones, and Vantage Pavers are more traditional paver sizes. Manufactured as three-piece modules, Grand Vantage and Vantage Pavers can be used alone or melded together to create one-of-a-kind installations that leave a lasting impression.

Discover™ Pavers (Smooth)

In the spirit of keeping things interesting, we're unveiling another paver series this season called Discover Pavers. Whether it's their modern vibe, imparted from the fine-finish smooth surface, or their simplicity of scale with two size modules, Discover Pavers are all about the details that make you stop and take notice. Grand Discover Pavers offer larger paving stone sizes, and Discover Pavers offer more traditional paver sizes. Both are three-piece modules that can be used alone or mixed and matched to maximize their impact.

Available in the following colors:





Pavers, Slabs and Patio Stones

- Destination® Pavers
- Elements™ Paving Stones
- Essence™ Wood Grain Plank Pavers
- Grand Milestone® Pavers
- Influence™ Pavers
- Skylands™ Concrete Deck Pavers
- Tranquility® Pavers
- Permeable Interlocking
Concrete Pavers Information
- H₂O Pro® Pavers
Permeable Paving Units
- Renewable™ Pavers
Permeable & Sandset
- Vantage™ Pavers and
Discover™ Pavers (*see page 9*)

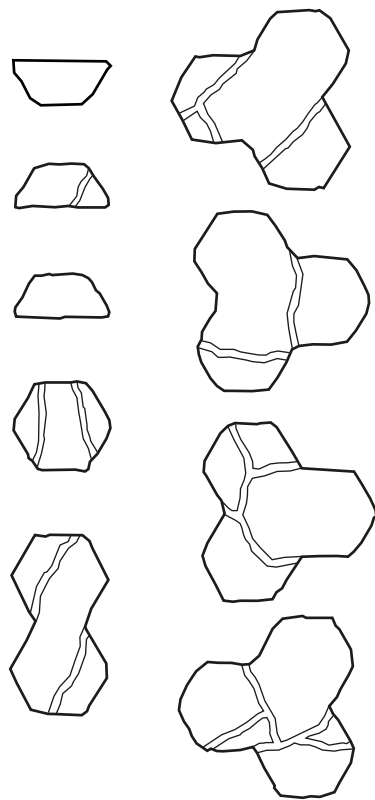
Destination

PAVERS

Destination® Pavers are offered in nine sizes that fit together seamlessly and afford unlimited design freedom. This versatility allows for simple or dramatic combinations that blend well with other paver accents to become the quintessential focal point of any property.

D x H x L
(Nominal Size) • Inches

All individual pieces measure
2¾" (70mm) High.
D & L vary.



Each pallet layer
includes all sizes.



SERENITY



SERENITY and Custom Colors (Haven and Timeless)

Available in the following colors:



The color photos shown in this catalog were prepared with careful attention to accuracy. However, colors shown may vary from actual hues and should only be used as a guide. Refer to actual product samples for final color selection. Because concrete units are manufactured with high quality, naturally-mined aggregates and materials, variations in color or shading should be expected in products that are manufactured at different times and in units having different shapes. This color or shading variation is acceptable in the industry.

Elements

PAVING STONES

Elements™ Paving Stones offer superior surface durability and a clean aesthetic with their smooth surface and slightly chamfered edges. Each stone is dimensionally compatible, and their uniform shapes embody fine cut jewels for a feeling of ultimate luxury.

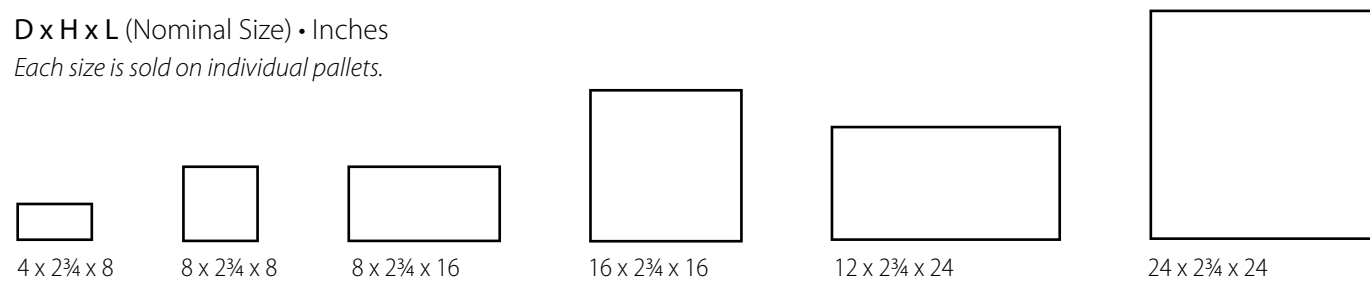


HAVEN – Barrel Tumbled



HAVEN and VISION

D x H x L (Nominal Size) • Inches
Each size is sold on individual pallets.



Available in the following colors and textures:



Available in the following colors and textures:



The color photos shown in this catalog were prepared with careful attention to accuracy. However, colors shown may vary from actual hues and should only be used as a guide. Refer to actual product samples for final color selection. Because concrete units are manufactured with high quality, naturally-mined aggregates and materials, variations in color or shading should be expected in products that are manufactured at different times and in units having different shapes. This color or shading variation is acceptable in the industry.


Barrel Tumbled and Shot Blasted products are available (Made to Order).

Essence


WOOD GRAIN
PLANK PAVERS

Essence™ Wood Grain Plank Pavers are produced in five different plank lengths to facilitate a linear laying pattern to compose a handcrafted effect. Every paver is manufactured with the unmatched durability of concrete with authentic looking grain and textures found in weathered wood.


D x H x L
(Nominal Size) • Inches




5¾ x 3⅜ x 9⅛




5¾ x 3⅜ x 11⅞



5¾ x 3⅜ x 13⅝



5¾ x 3⅜ x 17½



5¾ x 3⅜ x 19½

Each pallet layer
includes all sizes.



PRIDE and BLISS



PRIDE

Available in the following colors:



Aware

Bliss

Pride

Timeless

The color photos shown in this catalog were prepared with careful attention to accuracy. However, colors shown may vary from actual hues and should only be used as a guide. Refer to actual product samples for final color selection. Because concrete units are manufactured with high quality, naturally-mined aggregates and materials, variations in color or shading should be expected in products that are manufactured at different times and in units having different shapes. This color or shading variation is acceptable in the industry.

Grand Milestone

PAVERS

Grand Milestone® Pavers feature large dimensions to quickly and easily address expansive driveway or courtyard applications. Three unit sizes make a simple yet bold statement with grand proportions.

D x H x L
(Nominal Size) • Inches



11½ x 2¾ x 11½



11½ x 2¾ x 17½



11½ x 2¾ x 23½

Each pallet layer includes all sizes.



TIMELESS



TIMELESS

Available in the following colors:



Haven

Oasis

Serenity

Timeless

Majestic

The color photos shown in this catalog were prepared with careful attention to accuracy. However, colors shown may vary from actual hues and should only be used as a guide. Refer to actual product samples for final color selection. Because concrete units are manufactured with high quality, naturally-mined aggregates and materials, variations in color or shading should be expected in products that are manufactured at different times and in units having different shapes. This color or shading variation is acceptable in the industry.


Influence

PAVERS

NEW Product!

Influence™ Pavers feature crisp edges and a clean linear feel. Their five plank-style shapes minimize joint lines and lend themselves to invent interesting patterns using different color and texture combinations.


D x H x L
(Nominal Size) • Inches




5¾ x 3⅜ x 9 11⁄16




5¾ x 3⅜ x 11⅞



5¾ x 3⅜ x 13⅝



5¾ x 3⅜ x 17½



5¾ x 3⅜ x 19½

Each pallet layer includes all sizes.



DREAM, REFLECTION and VISION – Smooth

The color photos shown in this catalog were prepared with careful attention to accuracy. However, colors shown may vary from actual hues and should only be used as a guide. Refer to actual product samples for final color selection. Because concrete units are manufactured with high quality, naturally-mined aggregates and materials, variations in color or shading should be expected in products that are manufactured at different times and in units having different shapes. This color or shading variation is acceptable in the industry.

Available in the following colors:



Majestic

Timeless




Dream

Reflection

Reunion

Vision

Dream, Reflection, Reunion and Vision colors are also available in Shotblast Finish (Made to Order).




REUNION – Shotblast

Skylands

CONCRETE DECK PAVERS

Our Skylands™ Concrete Deck Pavers are used to generate inviting outdoor spaces in areas otherwise unusable. Using pedestals, deck pavers turn pitched or uneven surfaces into useful living areas.

D x H x L
(Nominal Size) • Inches



23¹³/₁₆ x 2 x 23¹³/₁₆

The color photos shown in this catalog were prepared with careful attention to accuracy. However, colors shown may vary from actual hues and should only be used as a guide. Refer to actual product samples for final color selection. Because concrete units are manufactured with high quality, naturally-mined aggregates and materials, variations in color or shading should be expected in products that are manufactured at different times and in units having different shapes. This color or shading variation is acceptable in the industry.



VISION



TIMELESS

Available in the following colors:



Haven Oasis Serenity Timeless Majestic Purpose

Shot Blasted products are also available (Made to Order).



Aspire Intention Exalt



Dream Homecoming Reflection Reunion Vision Traditions

Tranquility

PAVERS

Our Tranquility® Pavers are created with clean lines for a refined expression of style. Each paver is manufactured to withstand abrasion and high-traffic use and ensure steady footing with their non-slip surface.


D x H x L
(Nominal Size) • Inches



9 1/4 x 2 3/4 x 4 5/8




9 1/4 x 2 3/4 x 9 1/4



14 x 2 3/4 x 9 1/4



14 x 2 3/4 x 14



18 1/4 x 2 3/4 x 9 1/4

Each pallet layer includes all sizes.



TIMELESS



TIMELESS with Elements Paving Stones – Reflection (border)



OASIS

Available in the following Colors:



Haven




Oasis



Serenity



Timeless



Majestic

The color photos shown in this catalog were prepared with careful attention to accuracy. However, colors shown may vary from actual hues and should only be used as a guide. Refer to actual product samples for final color selection. Because concrete units are manufactured with high quality, naturally-mined aggregates and materials, variations in color or shading should be expected in products that are manufactured at different times and in units having different shapes. This color or shading variation is acceptable in the industry.

Permeable

INTERLOCKING
CONCRETE PAVERS

- H₂O Pro Pavers
- Renewable Pavers

Permeable concrete pavers are designed to allow storm water to pass through paver joints directly into the ground. Their use is proven and widely recognized by many municipalities, state agencies, shoreland and watershed districts for meeting EPA-mandated standards.

Permeable concrete paver systems help to improve water quality by capturing contaminants and suspended solids in storm water and filtering them through layers of aggregates. This also reduces the risk and severity of flooding, eliminates surface puddling and reduces the time for snow and ice removal by speeding up the melting process. Additionally, where space is at a premium, permeable concrete pavers help to maximize land use on the total building site for residential and commercial applications, typically replacing traditional retention and detention ponds.

Top 5 Reasons for Choosing Permeable Concrete Pavers

1. Increased profits: Gain a developable lot.
2. Reduction in risk associated with ponds (accidents, injuries, pests etc.).
3. Reduction in risk associated with freeze-thaw/standing water.
4. Increased curb appeal: Added aesthetic value.
5. Lower maintenance costs than traditional pavement.



H₂O Pro Pavers

TIMELESS



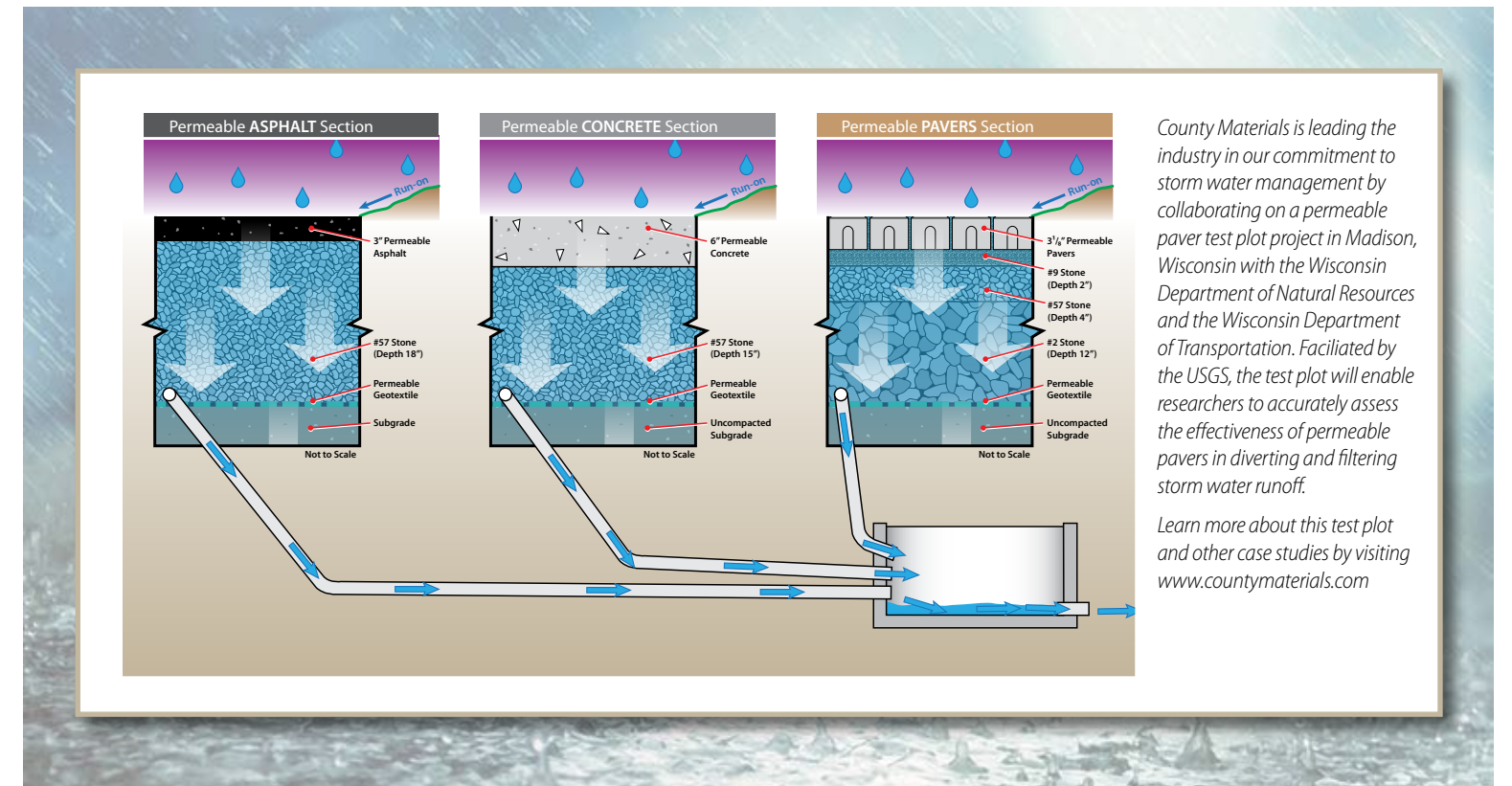
H₂O Pro Pavers

SERENITY



Renewable Pavers

SERENITY



H₂O Pro

PAVERS
(Permeable Paving Units)

Our H₂O Pro® Pavers (Permeable Paving Units) are an effective storm water management solution on site. Their 3 1/8" (80 mm) thickness withstands heavy low speed vehicular loads, making them a suitable option for driveways, walkways and parking lots.


D x H x L
(Nominal Size) • Inches



4 x 3 3/8 x 8



8 x 3 3/8 x 8



8 x 3 3/8 x 16

Each size is sold on individual pallets.

The color photos shown in this catalog were prepared with careful attention to accuracy. However, colors shown may vary from actual hues and should only be used as a guide. Refer to actual product samples for final color selection. Because concrete units are manufactured with high quality, naturally-mined aggregates and materials, variations in color or shading should be expected in products that are manufactured at different times and in units having different shapes. This color or shading variation is acceptable in the industry.



TIMELESS and SERENITY with Summit Stone Landscape Units in Timeless




TIMELESS



SERENITY

Available in the following colors and textures:



Renewable

PAVERS
(Permeable & Sandset)

Renewable™ Pavers' feature larger joints that accommodate drainage aggregates in permeable applications. Each paver can also be manufactured as sand set units with smaller hidden tabs that hold jointing sand for non-permeable installations.

D x H x L
(Nominal Size) • Inches




8 5/8 x 3 1/8 x 9 5/8



SERENITY

The color photos shown in this catalog were prepared with careful attention to accuracy. However, colors shown may vary from actual hues and should only be used as a guide. Refer to actual product samples for final color selection. Because concrete units are manufactured with high quality, naturally-mined aggregates and materials, variations in color or shading should be expected in products that are manufactured at different times and in units having different shapes. This color or shading variation is acceptable in the industry.

Available in the following colors:



All Renewable Pavers Standard Colors are Made to Order.



SERENITY



Retaining Walls, Garden Walls and Seat Walls

- County Block® Retaining Wall System
- County Cub® Landscape Units
- Integrity™ Retaining Wall System
- Rib Rock™ Landscape Block
- Summit Stone® Landscape Units
(See our Summit Stone Fireplace Kits in the Outdoor Living Products section)
- Tribute® Retaining Wall System
- Winston® Retaining Wall System

County Block

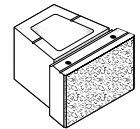
RETAINING WALL SYSTEM

The County Block® Retaining Wall System is an impeccable solution for planting beds, steps or multi-level terraces. County Block is crafted in a split face finish and is designed to withstand weather extremes while offering years of maintenance-free beauty.



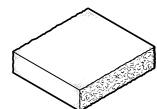
SWISS MOCHA

D x H x L
(Nominal Size) • Inches

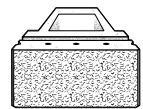


Standard –
12 x 7⁷/₈ x 12¹/₂

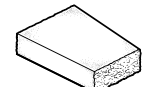
Wall Caps



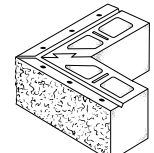
Straight –
12 x 3³/₈ x 15¹/₂



Jumbo –
12 x 7⁷/₈ x 18



Tapered –
12³/₄ x 3³/₈ x 7⁷/₈ - 9⁹/₈



Corner –
7⁷/₈ x 7⁷/₈ x 17¹/₂
(2 pieces)

All units are Splitface finish.



CANYON BROWN

Available in the following colors:




Canyon Brown



Hickory Blend



Silvertone



Brown



Gray

The color photos shown in this catalog were prepared with careful attention to accuracy. However, colors shown may vary from actual hues and should only be used as a guide. Refer to actual product samples for final color selection. Because concrete units are manufactured with high quality, naturally-mined aggregates and materials, variations in color or shading should be expected in products that are manufactured at different times and in units having different shapes. This color or shading variation is acceptable in the industry.

County Cub

LANDSCAPE UNITS

Our County Cub® Landscape Units offer a smaller scale, compact design to create a distinctive look in any lawn or garden setting. They are available in a range of earthy colors to compliment the rich hues of County Materials' paving stones.

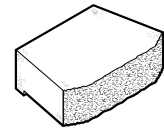


CANYON BROWN

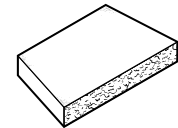


SILVERTONE

D x H x L
(Nominal Size) • Inches



Standard –
8 x 3³/₈ x 12



Tapered Cap –
8 x 2 x 13³/₈



RIO GRANDE

Available in the following colors:



Canyon Brown

Desert Vista

Hickory Blend

Rio Grande

Silvertone



Brown

Gray

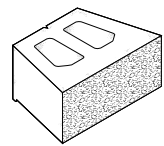
The color photos shown in this catalog were prepared with careful attention to accuracy. However, colors shown may vary from actual hues and should only be used as a guide. Refer to actual product samples for final color selection. Because concrete units are manufactured with high quality, naturally-mined aggregates and materials, variations in color or shading should be expected in products that are manufactured at different times and in units having different shapes. This color or shading variation is acceptable in the industry.

Integrity

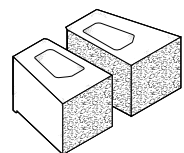
RETAINING WALL SYSTEM

The Integrity™ Retaining Wall System is a practical solution for even challenging applications, including multi-level terraces and slope protection. The Integrity wall system is manufactured to ensure efficient installation, increased stability and lasting durability.

D x H x L
(Nominal Size) • Inches

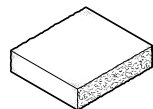


Standard – 12 x 8 x 18

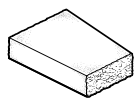


Corner – 12 x 8 x 9

Wall Caps



Straight – 12 x 3 3/8 x 15 1/2



Tapered – 12 3/4 x 3 3/8 x 7 7/8 - 9 3/8

All units are available in Splitface finish. Rustic finish available (Made to Order).



Custom Color (Serenity)



GRAY – Rustic

Available in the following colors and textures:



The color photos shown in this catalog were prepared with careful attention to accuracy. However, colors shown may vary from actual hues and should only be used as a guide. Refer to actual product samples for final color selection. Because concrete units are manufactured with high quality, naturally-mined aggregates and materials, variations in color or shading should be expected in products that are manufactured at different times and in units having different shapes. This color or shading variation is acceptable in the industry.

Rib Rock

LANDSCAPE BLOCK

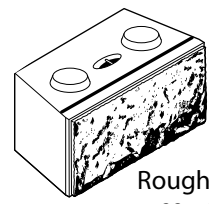
Rib Rock™ Landscape Blocks can easily construct walls from 6 feet to 20 feet high with additional site-specific engineering. Each block is manufactured with an interlocking design for easy installation and enhanced security. Manufactured to hold back a lot of earth, Rib Rock units are the perfect solution for demanding projects that require lasting strength and enhanced durability.

The color photos shown in this catalog were prepared with careful attention to accuracy. However, colors shown may vary from actual hues and should only be used as a guide. Refer to actual product samples for final color selection. Because concrete units are manufactured with high quality, naturally-mined aggregates and materials, variations in color or shading should be expected in products that are manufactured at different times and in units having different shapes. This color or shading variation is acceptable in the industry.

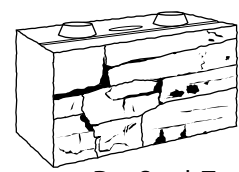


GRAY

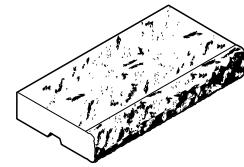
D x H x L (Nominal Size) • Inches
 (Full Block in Rough Texture and Dry Stack Texture, and Rib Rock Cap are shown below
 – See our Specifications Guide for more options)



Rough Texture
23 x 24 x 48



Dry Stack Texture
23 x 24 x 48




Rib Rock Cap
25 x 7 x 48



DRY STACK TEXTURE



ROUGH TEXTURE



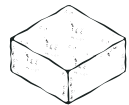
GRAY – Rough Texture

Summit Stone

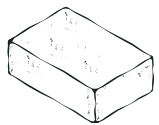
LANDSCAPE UNITS

Summit Stone® Landscape Units' dimensional shape and multiple unit sizes make them ideal for constructing custom outdoor living features including fireplaces and kitchens, built-in grills, seat walls, pillars and more.

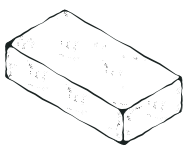
D x H x L
(Nominal Size) • Inches



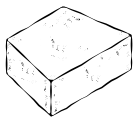
Small – 7¼ x 3⅝ x 7¼



Medium – 7¼ x 3⅝ x 10⅞



Large – 7¼ x 3⅝ x 14½



Tapered – 7¼ x 3⅝ x 9⅞

All units are available in Tumbled and Smooth finish.

Each size is sold on individual pallets.



HUSH and HAVEN – Tumbled



HAVEN – Tumbled



SOLACE and TIMELESS – Tumbled (with Grand Milestone pavers in Serenity)

Available in the following colors and textures:



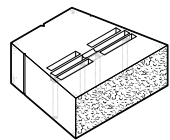
The color photos shown in this catalog were prepared with careful attention to accuracy. However, colors shown may vary from actual hues and should only be used as a guide. Refer to actual product samples for final color selection. Because concrete units are manufactured with high quality, naturally-mined aggregates and materials, variations in color or shading should be expected in products that are manufactured at different times and in units having different shapes. This color or shading variation is acceptable in the industry.

Tribute

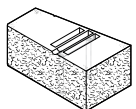
RETAINING WALL SYSTEM

Our Tribute® Retaining Wall System features solid blocks with multiple pin grooves on the top surface that allow a combination of retaining and freestanding wall options. Each unit can be efficiently split in half in the field to construct pillars or other wall accents; a perfect finishing touch to any project.

D x H x L
(Nominal Size) • Inches

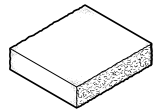


Full Unit
Splitface or Rustic
(One Side) – 12 x 6 x 16

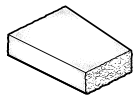


Corner – 12 x 6 x 8

Wall Caps



Straight – 12 x 3½ x 15½




Tapered – 12¼ x 3½ x 7⅞ – 9⅞

All units are available in Splitface and Rustic finish.



CANYON BROWN – Splitface



CANYON BROWN – Rustic



SILVERTONE – Rustic

Available in the following colors and textures:



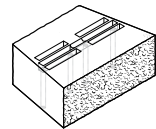
The color photos shown in this catalog were prepared with careful attention to accuracy. However, colors shown may vary from actual hues and should only be used as a guide. Refer to actual product samples for final color selection. Because concrete units are manufactured with high quality, naturally-mined aggregates and materials, variations in color or shading should be expected in products that are manufactured at different times and in units having different shapes. This color or shading variation is acceptable in the industry.

Tribute

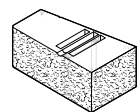
FREESTANDING WALLS
and CORNER COLUMNS

Our Tribute® Retaining Wall System features solid blocks with multiple pin grooves on the top surface that allow a combination of retaining and freestanding wall options. Each unit can be efficiently split in half in the field to construct pillars or other wall accents; a perfect finishing touch to any project.

D x H x L
(Nominal Size) • Inches

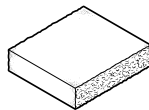


Full Unit
Splitface or Rustic
(Two Sides) – 10 x 6 x 16

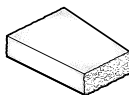


Corner – 12 x 6 x 8

Wall Caps



Straight – 12 x 3½ x 15½



Tapered – 12¼ x 3½ x 7½ - 9¾


All units are available in
Splitface and Rustic finish.



SILVERTONE – Splitface (with Elements Paving Stones in Serenity and Reflection border; Crest Bullnose Pavers in Vision serve as seatwall caps)



SILVERTONE – Splitface



Custom color (Hickory Blend) – Splitface

Available in the following colors and textures:



The color photos shown in this catalog were prepared with careful attention to accuracy. However, colors shown may vary from actual hues and should only be used as a guide. Refer to actual product samples for final color selection. Because concrete units are manufactured with high quality, naturally-mined aggregates and materials, variations in color or shading should be expected in products that are manufactured at different times and in units having different shapes. This color or shading variation is acceptable in the industry.

Winston

RETAINING WALL SYSTEM

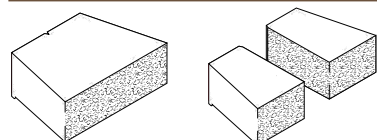
Our Winston® Retaining Wall System is designed with a built-in setback design to assure proper slope and quick installation.



GRAY – Tri-split (Made to Order)

D x H x L
(Nominal Size) • Inches

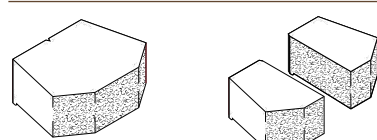
Straight



Full Unit –
12 x 6 x 17½

Corner –
12 x 6 x 8¾

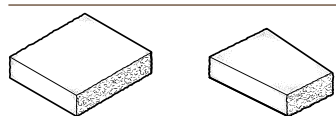
Tri-split



Full Unit –
12 x 6 x 16

Corner –
12 x 6 x 8

Wall Caps



Straight –
12 x 3¾ x 15½

Tapered –
12¾ x 3¾ x 7¾ - 9¾



SILVERTONE – Straight

Colors are shown with Straight units.
These colors are also available in Tri-split units.

Available in the following colors:



The color photos shown in this catalog were prepared with careful attention to accuracy. However, colors shown may vary from actual hues and should only be used as a guide. Refer to actual product samples for final color selection. Because concrete units are manufactured with high quality, naturally-mined aggregates and materials, variations in color or shading should be expected in products that are manufactured at different times and in units having different shapes. This color or shading variation is acceptable in the industry.



Outdoor Living Products

- Fire Pit Products
- Isokern Fireplace, Oven and Chimney Products
- Reflection Stone® Masonry Units
- Summit Stone® Landscape Units Fireplace Kits

Fire Pit

PRODUCTS

Metal Fire Pit Inserts are available to complete your fire pit design. For additional information on Fire Pit construction, refer to Summit Stone Fire Pit Designs (In our Landscape Technical Guide).



Steel Fire Pit Insert – Circular



Steel Fire Pit Insert – Square



Steel Fire Pit Insert – Circular

Fire Pit Product Sizes

Product	Size
Steel Fire Pit Insert	36" Circular Diameter
Steel Fire Pit Insert	42" Circular Diameter
Steel Fire Pit Insert	48" Circular Diameter
Square Steel Fire Pit Insert	36" Square

The color photos shown in this catalog were prepared with careful attention to accuracy. However, colors shown may vary from actual hues and should only be used as a guide. Refer to actual product samples for final color selection. Because concrete units are manufactured with high quality, naturally-mined aggregates and materials, variations in color or shading should be expected in products that are manufactured at different times and in units having different shapes. This color or shading variation is acceptable in the industry.

Isokern

FIREPLACE, OVEN and CHIMNEY PRODUCTS

After 70 years of unparalleled performance in the construction industry, Earthcore's Isokern line has become the most trusted modular system in the world. Isokern Fireplace & Chimney components are lightweight, while retaining UL 127 and UL 103HT (respectively) listings. Consequently, Isokern Fireplace & Chimney Systems are less expensive to install than traditional masonry fireplaces. And, unlike typical metal box fireplaces or concrete systems, they are built to last forever.



Isokern Outdoor Fireplace Shell



Standard Firebox

(Nominal Size)



Magnum Firebox

(Nominal Size)

Product	Size D x H x L (inches)	Units/Pallet	Lbs./Unit	Lbs./Pallet
Standard 36" Firebox	25¼ x 63¼ x 43	1	1205	1250
Standard 42" Firebox	25¼ x 63¼ x 49	1	1325	1370
Standard 46" Firebox	25¼ x 63¼ x 53	1	1450	1495

Product	Size D x H x L (inches)	Units/Pallet	Lbs./Unit	Lbs./Pallet
Magnum 36" Firebox	25¼ x 69¾ x 43	1	1300	1345
Magnum 42" Firebox	25¼ x 69¾ x 49	1	1420	1465
Magnum 46" Firebox	25¼ x 69¾ x 53	1	1600	1645

Additional Products Offered:

Damper in 36", 42" and 48", Starter Flue, Inner Liner, Outer Casing, Offset Block, Black Rain Cap

Isokern Oven & Chimney Components

Iso'ven Table Top Kit



DM54 Chimney System



EM40 Mono Chimney



Inner



Outer



DM Chimney Accessories

Reflection Stone

MASONRY UNITS

Our Reflection Stone® Masonry Units offer easy installation, unique character, and are available in three module sizes: Reflection Stone, Reflection Stone GRAND and Reflection Brick. Each size can be installed as a stand-alone series or combined for custom applications. The Reflection Stone series is also available in full and thin veneer units, making them ideally suited for both interior and exterior applications.



INSPIRED (Reflection Stone and Reflection Grand)



ENCHANTMENT (Reflection Stone)

Available in the following colors:



Clarity

Devotion

Enchantment

Inspired

Noble

Promise



Pure

Stillness

The color photos shown in this catalog were prepared with careful attention to accuracy. However, colors shown may vary from actual hues and should only be used as a guide. Refer to actual product samples for final color selection. Because concrete units are manufactured with high quality, naturally-mined aggregates and materials, variations in color or shading should be expected in products that are manufactured at different times and in units having different shapes. This color or shading variation is acceptable in the industry.

Summit Stone

FIREPLACE KITS

Summit Stone® Landscape Units' dimensional shape and multiple unit sizes make them ideal for constructing custom outdoor living features including fireplaces and kitchens, built-in grills, seat walls, pillars and more.

Ask your Sales Representative for more information about materials needed to construct the fireplaces shown at right.

Summit Stone Standard Fireplace

D x H x L
(Nominal Size) • Inches
54³/₄ x 79³/₄ x 84¹/₄



(See our Landscape Products Specifications Guide for more information)

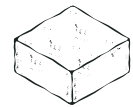
Summit Stone Double Woodbox Fireplace

D x H x L
(Nominal Size) • Inches
54 x 79³/₄ x 141³/₈

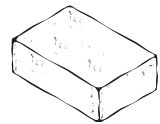


(See our Landscape Products Specifications Guide for more information)

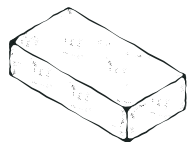
D x H x L
(Nominal Size) • Inches



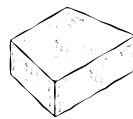
Small – 7¹/₄ x 3⁵/₈ x 7¹/₄



Medium – 7¹/₄ x 3⁵/₈ x 10⁷/₈



Large – 7¹/₄ x 3⁵/₈ x 14¹/₂



Tapered – 7¹/₄ x 3⁵/₈ x 9⁷/₈

Each size is sold on individual pallets.

Summit Stone Corner Fireplace

D x H x L
(Nominal Size) • Inches
82 x 79³/₄ x 104



(See our Landscape Products Specifications Guide for more information)



Fireplaces can be custom designed and built (Consult a qualified contractor/builder)



Landscape Accessories

- Crest® Bullnose Pavers
- Landscape Step Units
- Oversize Landscape Step Units
- Wall Caps (Concrete and Natural Stone)
- Passageways Step Units
(See page 8)

Crest

BULLNOSE PAVERS

Crest™ Bullnose Pavers are the ideal finish to steps, pillars, walls, and pool copings; their applications are endless. Each paver meets concrete paver specifications and can be used as accents in driveway and walkway applications.



TIMELESS – Smooth

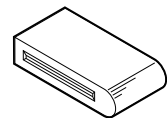


VISION – Smooth



REFLECTION – Smooth

D x H x L
(Nominal Size) • Inches



6 x 2 3/4 x 12

Available in the following colors and textures:



The color photos shown in this catalog were prepared with careful attention to accuracy. However, colors shown may vary from actual hues and should only be used as a guide. Refer to actual product samples for final color selection. Because concrete units are manufactured with high quality, naturally-mined aggregates and materials, variations in color or shading should be expected in products that are manufactured at different times and in units having different shapes. This color or shading variation is acceptable in the industry.

Landscape

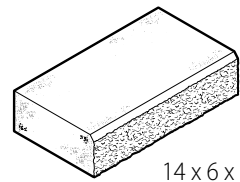
STEP UNITS

Landscape Step Units smooth stepping surface provides solid and safe footing. Their size speeds up step installation time and reduces the amount of retaining wall block needed.



SANDSTONE

D x H x L
(Nominal Size) • Inches



14 x 6 x 24

Available in the following colors:



Charcoal




Dark Brown



Gray



Sandstone



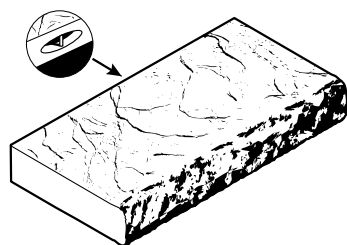
SANDSTONE

Oversize Landscape

STEP UNITS

Our Oversize Landscape Step Units are manufactured with uniform heights and naturally textured surfaces, for enhanced pedestrian comfort and safety. Their larger scale also covers more square footage than alternative step options, speeding installation and reducing labor costs.

D x H x L
(Nominal Size) • Inches



25 x 6¼ x 48




PORTOBELLO



GRAY

Available in the following colors:



Camel

Gray

Portobello

The color photos shown in this catalog were prepared with careful attention to accuracy. However, colors shown may vary from actual hues and should only be used as a guide. Refer to actual product samples for final color selection. Because concrete units are manufactured with high quality, naturally-mined aggregates and materials, variations in color or shading should be expected in products that are manufactured at different times and in units having different shapes. This color or shading variation is acceptable in the industry.

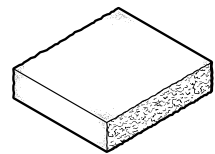
Wall Caps

FOR RETAINING WALLS
and SEAT WALLS

Color options for wall caps will vary depending on the retaining wall units they are ordered with. Contact your County Materials' representative for wall cap colors.

D x H x L
(Nominal Size) • Inches

Straight Wall Cap

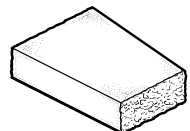


Splitface – 12 x 3³/₈ x 15¹/₂

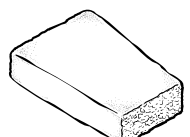


Rustic – 12 x 3³/₈ x 15¹/₂

Tapered Wall Cap




Splitface – 12³/₄ x 3³/₈ x 7⁷/₈ - 9³/₈



Rustic – 12³/₄ x 3³/₈ x 7⁷/₈ - 9³/₈

All units are available in
Splitface and Rustic finish.




SWISS MOCHA – Splitface (County Block Retaining Wall Caps)



TIMELESS – Splitface (Tribute Seat Wall with Tapered Wall Caps)

The color photos shown in this catalog were prepared with careful attention to accuracy. However, colors shown may vary from actual hues and should only be used as a guide. Refer to actual product samples for final color selection. Because concrete units are manufactured with high quality, naturally-mined aggregates and materials, variations in color or shading should be expected in products that are manufactured at different times and in units having different shapes. This color or shading variation is acceptable in the industry.



CANYON BROWN – Rustic



County Block Retaining Wall System – SWISS MOCHA – Splitface
and Destination Pavers – SERENITY



Warranty Information for Concrete Hardscape Products

County Materials works continuously to provide value to our customers and enhance our manufacturing capabilities, all while surpassing our high standards of excellence. We manufacture our hardscape products to meet the industry's standards. That is why we back our hardscape products with an exclusive limited Warranty.

PAVER Products Warranty

COUNTY MATERIALS CORPORATION'S CONCRETE PAVERS MEET THE REQUIREMENTS OF APPLICABLE ASTM STANDARD(S). COUNTY MATERIALS WARRANTS ITS CONCRETE PAVERS AGAINST MANUFACTURING DEFECTS FOR THE PERIOD OF YOUR RESIDENTIAL HOME OWNERSHIP. FOR COMMERCIAL PROJECTS, COUNTY MATERIALS WARRANTS ITS CONCRETE PAVERS AGAINST MANUFACTURING DEFECTS FOR 5 YEARS AFTER SUBSTANTIAL COMPLETION OF THE PROJECT. THIS WARRANTY IS NON-TRANSFERABLE. THIS LIMITED WARRANTY DOES NOT APPLY TO DAMAGE CAUSED BY IMPROPER STORAGE, ABRASION, OVERLOADING, OR MISUSE, SUCH AS DELAMINATION, SPLITTING, CHIPPING, OR STAINING. THIS LIMITED WARRANTY APPLIES ONLY IF THE PRODUCTS ARE INSTALLED AS DIRECTED BY THE ICPI (WWW.ICPI.ORG) AND COUNTY MATERIALS' APPLICABLE INSTALLATION GUIDELINES. IMPROPER INSTALLATION VOIDS THIS LIMITED WARRANTY. THE ORIGINAL PROOF OF PURCHASE IS NECESSARY. COLOR MATCHING CANNOT BE GUARANTEED. THE FOREGOING LIMITED WARRANTY IS IN LIEU OF AND EXCLUDES ALL OTHER WRITTEN OR ORAL WARRANTIES, INCLUDING THE IMPLIED WARRANTIES OF FITNESS FOR A PARTICULAR PURPOSE AND MERCHANTABILITY. CUSTOMER'S EXCLUSIVE REMEDY FOR BREACH OF THE ABOVE LIMITED WARRANTY IS LIMITED TO COUNTY MATERIALS REPLACING THE PRODUCTS AT NO COST TO THE ORIGINAL CUSTOMER. COUNTY MATERIALS' LIABILITY FOR BREACH OF THE ABOVE LIMITED WARRANTY SHALL NOT EXCEED THE PRICE OF THE PRODUCTS ACTUALLY RECEIVED BY CUSTOMER AND DOES NOT INCLUDE REPLACEMENT LABOR, CONSEQUENTIAL DAMAGES, OR INCIDENTAL DAMAGES.

RETAINING WALL Products Warranty

EXCLUSIVE LIMITED WARRANTY: Seller warrants that stock Products, to the extent they are manufactured by Seller, shall be free from manufacturing defects in materials and workmanship and meet the description and specifications established in Seller's published and internal standards (subject to reasonable variance in accordance with normal industry practice) for a period of thirty (30) days from delivery, and all other warranties are expressly disclaimed as described in the capitalized sentence below. Seller may, in its sole discretion, also rely on any generally accepted industry standards. Seller retains the right, however, to change the dimensions, composition, design, performance, color, and appearance of the Products without liability if, in Seller's judgment, the change is non-material. Seller warrants that non-stock Products manufactured by Seller meet only those specifications and standards provided by Buyer for a period of thirty (30) days from delivery, all other warranties are expressly disclaimed as described in the capitalized sentence below, and Buyer understands that that harmful cracking or other damage may occur if the Product specifications are not properly designed. Seller does not warranty any portion of Products not manufactured by Seller but Seller shall assign to Buyer, upon request, all assignable warranties of Seller's suppliers related to such Products. Acceptance by Buyer of the Products constitutes confirmation that Products meet the description set forth above. THE FOREGOING WARRANTY IS IN LIEU OF AND EXCLUDES ALL OTHER WRITTEN OR ORAL WARRANTIES, INCLUDING THE IMPLIED WARRANTIES OF FITNESS FOR A PARTICULAR PURPOSE AND MERCHANTABILITY, WHETHER EXPRESS OR IMPLIED BY LAW, INCLUDING THE UNIFORM COMMERCIAL CODE AS ENACTED IN THE STATE OF WISCONSIN OR ELSEWHERE. This limited warranty only applies if the Products have not been subjected to misuse, negligence, or accident and have not been unloaded, stored, installed, maintained, altered, or repaired in any manner that, in the Seller's judgment, adversely affects the condition or operation of the Products. Further, the foregoing limited warranty and the exclusive remedy below run only in favor of the original Buyer and may not be assigned or otherwise transferred.

EXCLUSIVE REMEDY: For any loss or damage arising out of supplying Products to Buyer, or the sale, operation, or use of the Products—whether such claim is based in contract, warranty, tort (including negligence) or other grounds—BUYER'S EXCLUSIVE REMEDY IS LIMITED, at Seller's sole discretion, to either: (1) refund by the Seller of the purchase price for any non-conforming Products sold hereunder; or (2) the repair or replacement of any non-conforming Products. UNDER THIS EXCLUSIVE REMEDY, BUYER SHALL NOT RECOVER ANY OTHER COSTS FROM THE SELLER, including but not limited to the costs for: return of non-conforming Products, delivery of replacement Products, removal of non-conforming Products, reinstallation of replacement Products (or products purchased to replace any non-conforming Products), and/or any labor charges incurred related to the Products. NO OTHER REMEDY SHALL BE AVAILABLE TO BUYER. ANY CLAIM FOR INCIDENTAL AND/OR CONSEQUENTIAL DAMAGES for lost profits, lost sales, injury to property, or any other incidental or consequential loss IS THEREFORE BARRED PURSUANT TO THE TERMS OF THIS EXCLUSIVE REMEDY. Seller will not be liable for any failure of Products to conform to the Exclusive Limited Warranty above caused by the unloading, storage, installation, or maintenance of the Products, or use of other products/materials in conjunction with the Products that negatively impact the Product or otherwise do not conform with industry standards. The above limitations do not include damages related to personal injury.



Landscape & Masonry Locations

Appleton

3019 W Prospect Ave.
Appleton, WI 54914
920-734-7733

Holmen

611 Empire St.
Holmen, WI 54636
608-526-9020

Rice Lake

3200 S Main St.
Rice Lake, WI 54868
715-234-8145

Waukesha

W229N2450 Homewood Ct.
Waukesha, WI 53186
262-896-0755

Eau Claire

1211 Menomonie St.
Eau Claire, WI 54703
715-834-7701

Madison

6399 Nesbitt Rd.
Madison, WI 53719
608-845-8636

Roberts

1203 70th Ave.
Roberts, WI 54023
715-749-4121

Weston

9303 Schofield Ave.
Weston, WI 54476
715-359-7731

Green Bay

2448 Century Rd.
Green Bay, WI 54303
920-497-2416

Marathon

205 North St.
Marathon, WI 54448
715-848-1365

Stevens Point

2000 Patch St.
Stevens Point, WI 54481
715-341-0991

Wisconsin Rapids

2310 N 40th St.
Wisconsin Rapids, WI 54494
715-423-7339

Hazelhurst

6857 US Hwy 51
Hazelhurst, WI 54531
715-356-1174

Oak Creek

7200 S 10th St.
Oak Creek, WI 53154
414-764-8700

Tomahawk

407 S Tomahawk Ave.
Tomahawk, WI 54487
715-453-5463

Contact Customer Service at (800) 242-7733 or visit our website at www.countymaterials.com for additional information about County Materials' Dealer Locations.




States with County Materials Dealer Locations



We value your business. Please contact your County Materials' representative for specific information on products and their availability in your area.

COUNTY MATERIALS CORPORATION





Elements Paving Stones – HAVEN



(800) 242-7733
countymaterials.com
info@countymaterials.com