







2013
ALLAN BLOCK



		COLORS	DIMENSION H x W x D	WEIGHT	#/PALLET
1.02 blocks = 1 SF	 AB STONES 12"	Grey Taupe	8 x 17 $\frac{7}{8}$ x 11 $\frac{5}{8}$	75 lbs.	40
				3,000 lbs/pallet	
1.02 blocks = 1 SF	 AB CLASSIC 6"	Chocolate Grey Taupe Harvest Granite Kingston Charcoal Woodland	8 x 17 $\frac{7}{8}$ x 11 $\frac{5}{8}$	75 lbs.	40
				3,000 lbs/pallet	
2.04 blocks = 1 SF	 LITE STONE 6"	Limited Quantities Available Grey Taupe Charcoal	4 x 17 $\frac{7}{8}$ x 11 $\frac{5}{8}$	38 lbs.	64
				2,432 lbs/pallet	
2.04 blocks = 1 SF	 JUMBO JUNIOR 6"	Limited Quantities Available Grey Taupe Charcoal	8 x 8 $\frac{13}{16}$ x 9 $\frac{7}{8}$	36 lbs.	80
				2,880 lbs/pallet	
1 cap = 1.47 LF	 AB CORNER 6"	Chocolate Grey Taupe Harvest Granite Kingston Charcoal Woodland	8 x 15 $\frac{5}{8}$ x 7 $\frac{7}{8}$	62 lbs.	45
				2,790 lbs/pallet	
1 cap = 1.47 LF	 AB CAPS	Chocolate Grey Taupe Harvest Granite Kingston Charcoal Woodland	4 x 17 $\frac{7}{8}$ x 11 $\frac{5}{8}$	58 lbs.	48
				2,784 lbs/pallet	
	SRW UNIVERSAL GRID	4' x 50' roll	(bi-directional)		
	STRATA GRID 150	6' x 150' roll	100 sq yard roll		
	STRATA GRID 200	6' x 300' roll	200 sq yard roll		

Additional products you may need to build an Allan Block Wall:
 SRW Adhesive, SRW Landscape Fabric, 4" Perforated Drain Tile, Base Rock and Drainage Rock
 Pallets will be charged at \$15 per pallet. Refundable if returned in good condition.